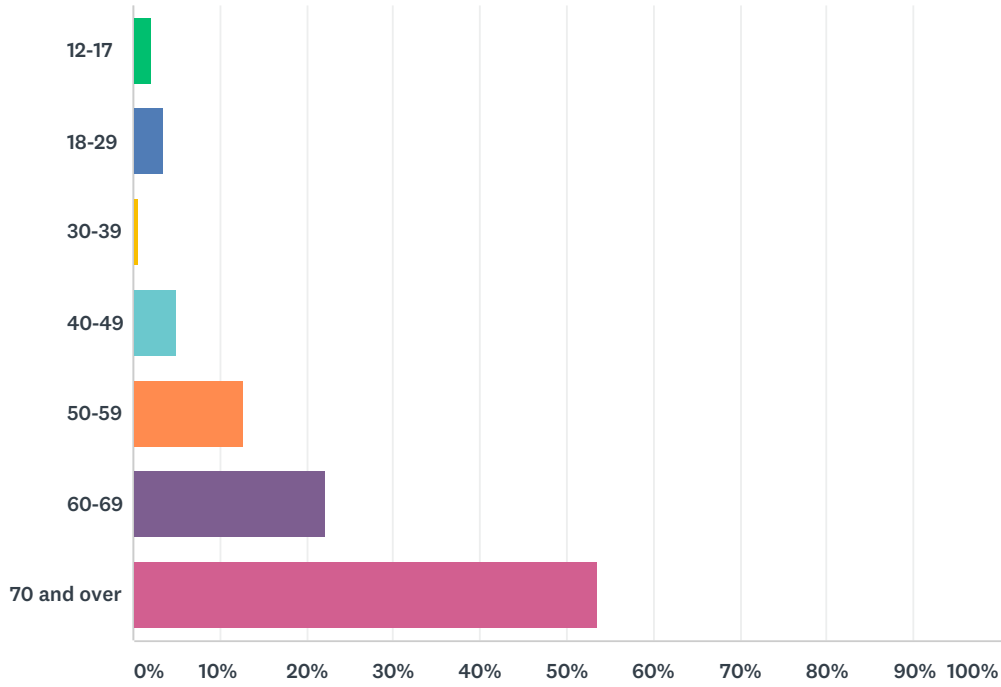


Q1 AGE:

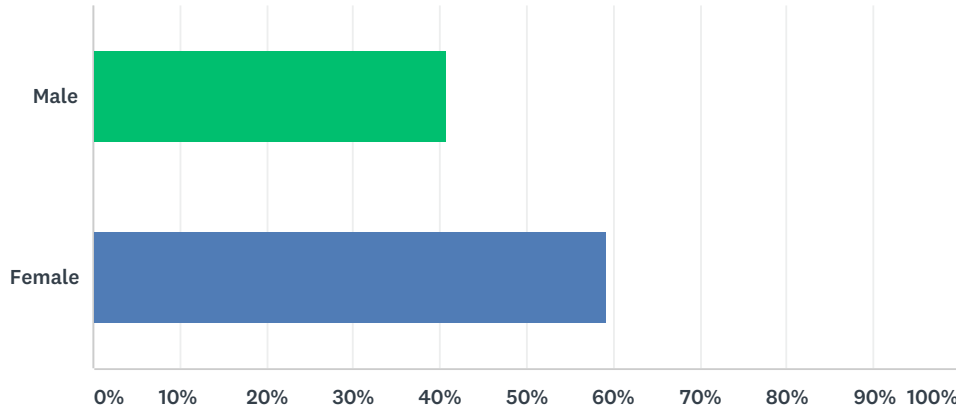
Answered: 140 Skipped: 0



ANSWER CHOICES	RESPONSES
12-17	2.14% 3
18-29	3.57% 5
30-39	0.71% 1
40-49	5.00% 7
50-59	12.86% 18
60-69	22.14% 31
70 and over	53.57% 75
TOTAL	140

Q2 Gender:

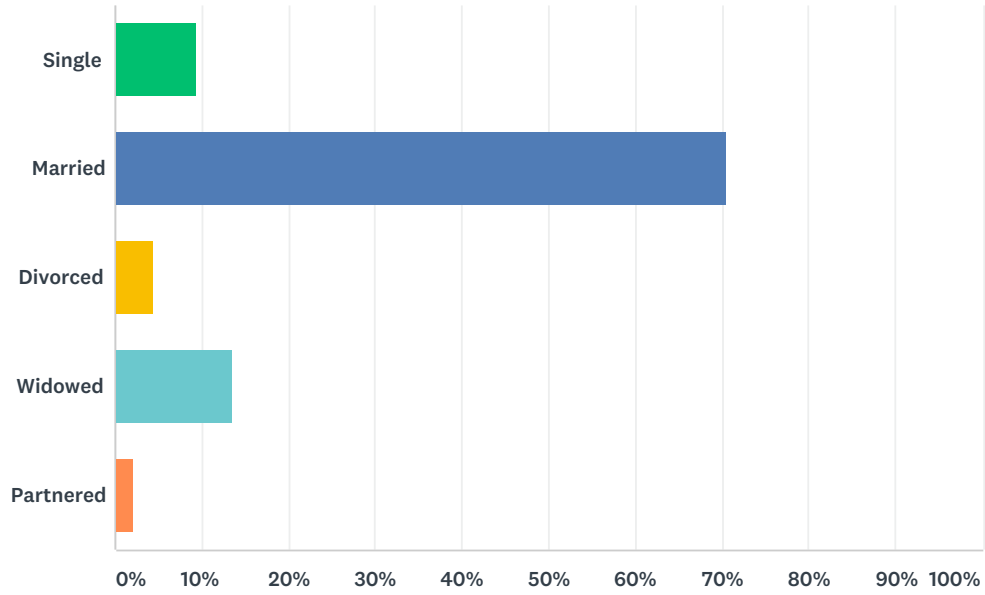
Answered: 135 Skipped: 5



ANSWER CHOICES	RESPONSES	
Male	40.74%	55
Female	59.26%	80
TOTAL		135

Q3 MARITAL STATUS:

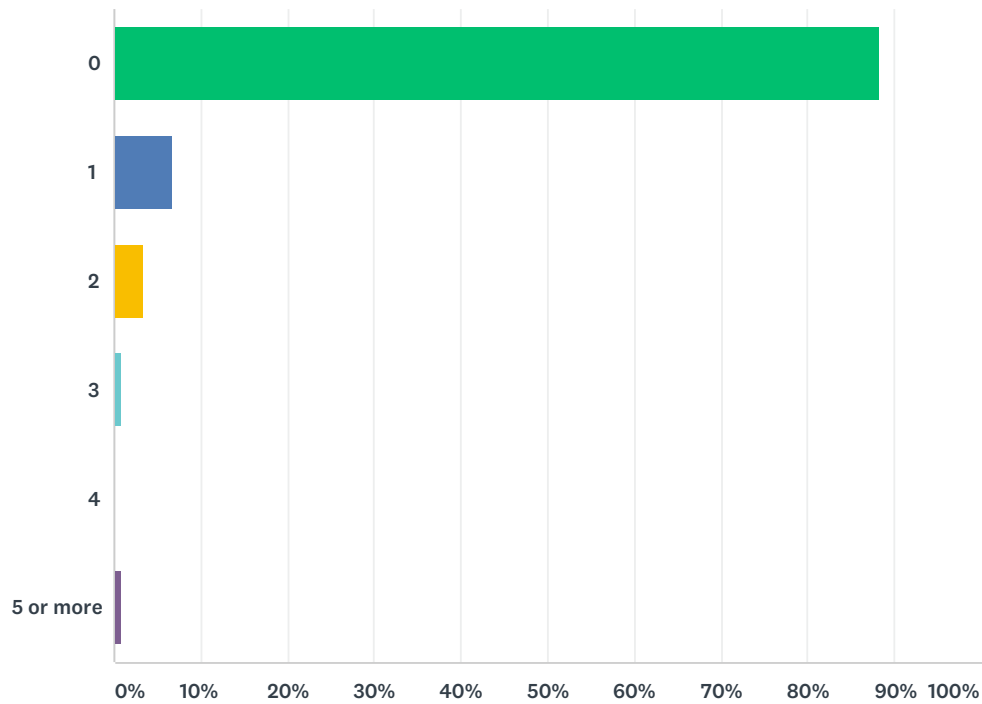
Answered: 139 Skipped: 1



ANSWER CHOICES	RESPONSES	
Single	9.35%	13
Married	70.50%	98
Divorced	4.32%	6
Widowed	13.67%	19
Partnered	2.16%	3
TOTAL		139

**Q4 (Only one member of each household should complete this question.)
How many children under the age of 18 reside in your household?**

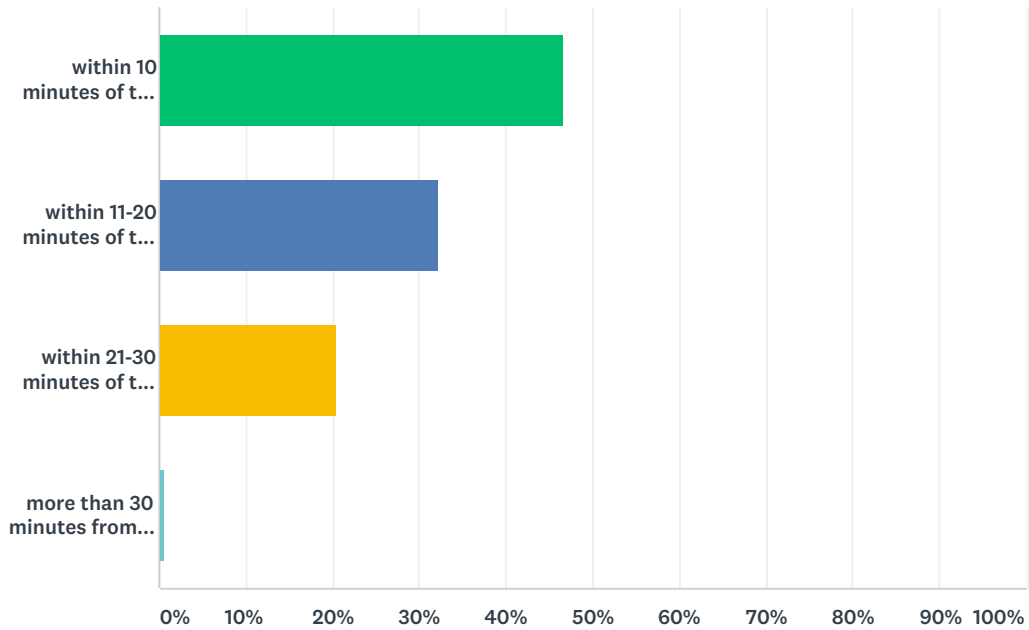
Answered: 120 Skipped: 20



ANSWER CHOICES	RESPONSES	
0	88.33%	106
1	6.67%	8
2	3.33%	4
3	0.83%	1
4	0.00%	0
5 or more	0.83%	1
TOTAL		120

Q5 My home is:

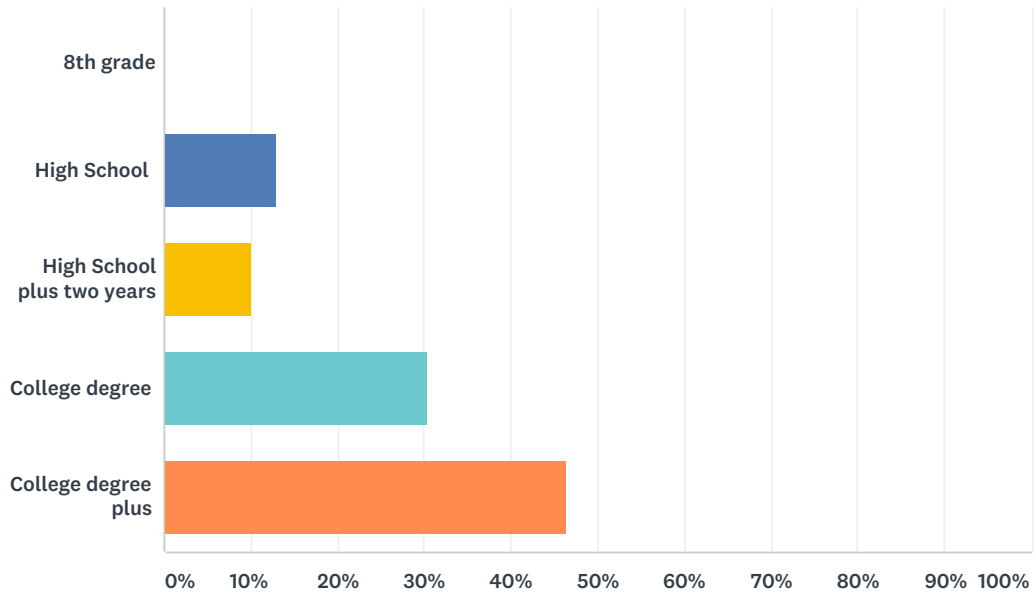
Answered: 137 Skipped: 3



ANSWER CHOICES	RESPONSES	
within 10 minutes of the church	46.72%	64
within 11-20 minutes of the Church	32.12%	44
within 21-30 minutes of the Church	20.44%	28
more than 30 minutes from the Church	0.73%	1
TOTAL		137

Q6 My formal education is:

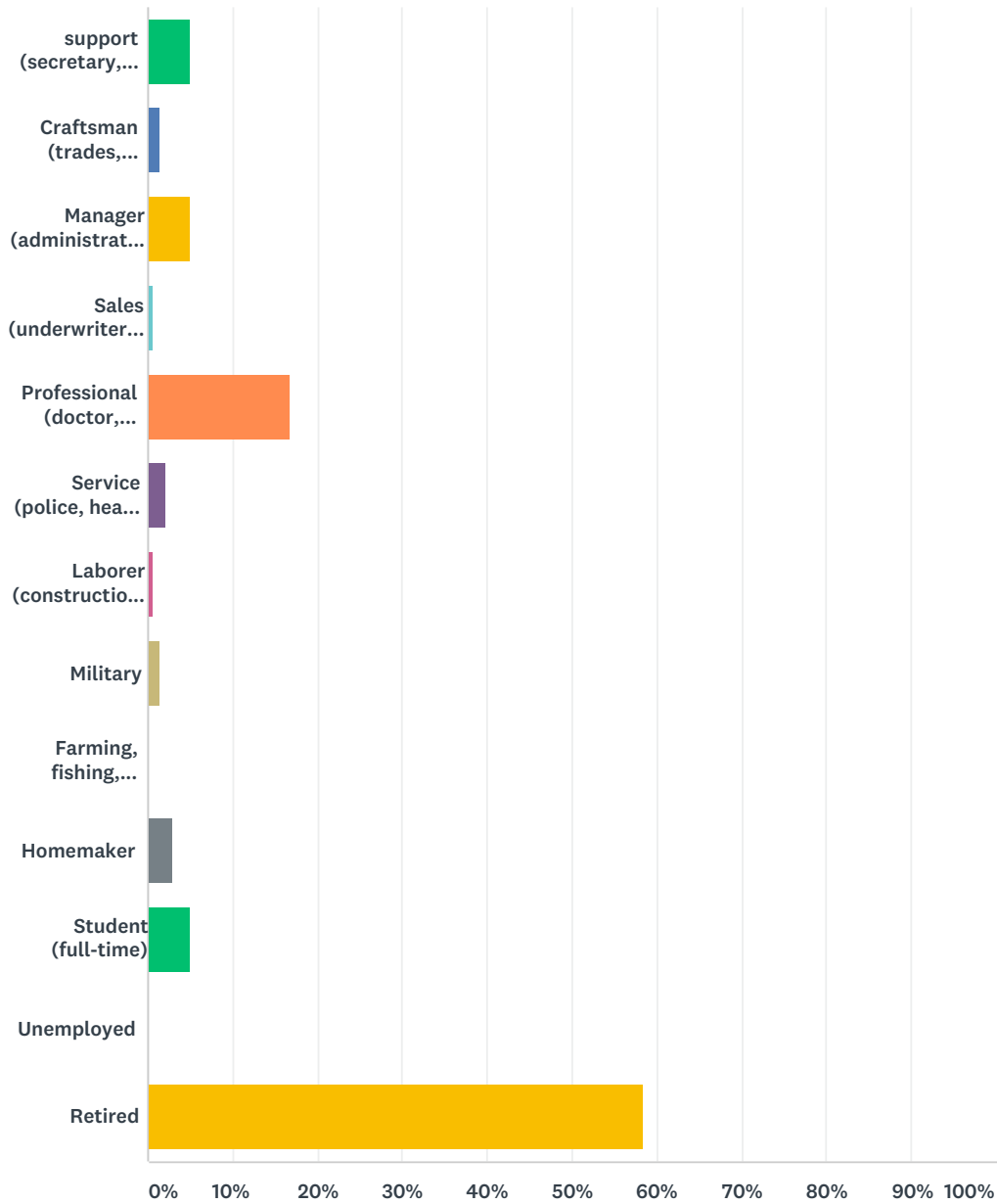
Answered: 138 Skipped: 2



ANSWER CHOICES	RESPONSES	
8th grade	0.00%	0
High School	13.04%	18
High School plus two years	10.14%	14
College degree	30.43%	42
College degree plus	46.38%	64
TOTAL		138

Q7 Mark the one category that best describes you now:

Answered: 137 Skipped: 3



ANSWER CHOICES	RESPONSES	
support (secretary, bank cashier, etc.)	5.11%	7
Craftsman (trades, foreman, mechanic, etc.)	1.46%	2
Manager (administrator, bank manager, self-employed, etc.)	5.11%	7
Sales (underwriter, retail or commercial sales, etc.)	0.73%	1
Professional (doctor, teacher, attorney, CPA, etc.)	16.79%	23
Service (police, health worker, etc.)	2.19%	3

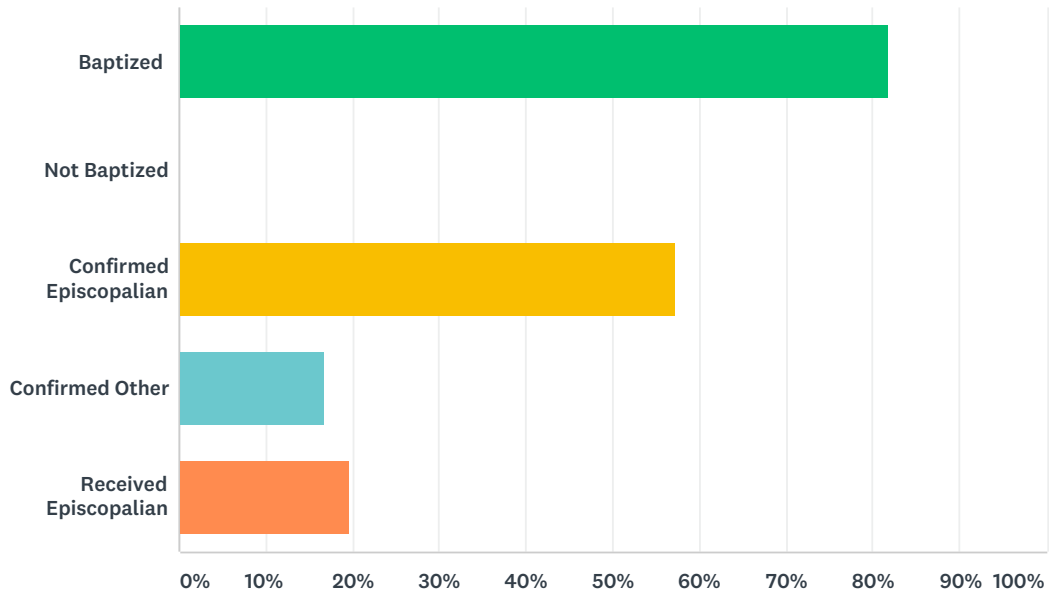
Laborer (construction, stockman, etc.)	0.73%	1
Military	1.46%	2
Farming, fishing, forestry	0.00%	0
Homemaker	2.92%	4
Student (full-time)	5.11%	7
Unemployed	0.00%	0
Retired	58.39%	80
TOTAL		137

Q8 If retired, my occupation/profession was:

Answered: 90 Skipped: 50

Q9 I am: (check all that apply)

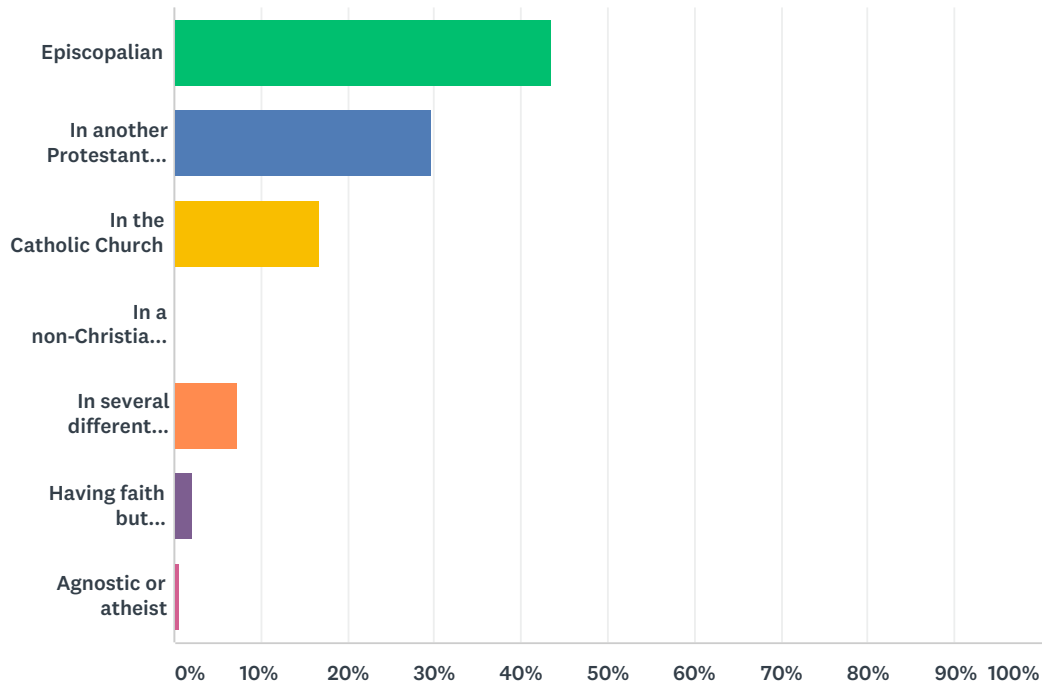
Answered: 138 Skipped: 2



ANSWER CHOICES	RESPONSES	
Baptized	81.88%	113
Not Baptized	0.00%	0
Confirmed Episcopalian	57.25%	79
Confirmed Other	16.67%	23
Received Episcopalian	19.57%	27
Total Respondents: 138		

Q10 As a child/youth I grew up:

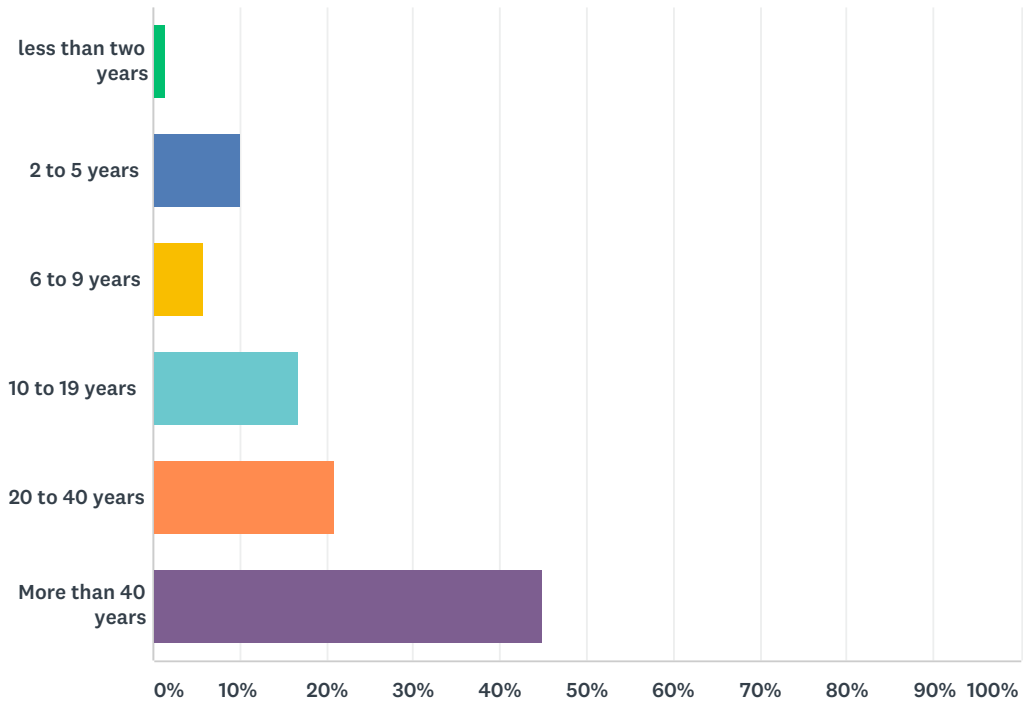
Answered: 138 Skipped: 2



ANSWER CHOICES	RESPONSES	
Episcopalians	43.48%	60
In another Protestant church	29.71%	41
In the Catholic Church	16.67%	23
In a non-Christian faith	0.00%	0
In several different denominations	7.25%	10
Having faith but unaffiliated	2.17%	3
Agnostic or atheist	0.72%	1
TOTAL		138

Q11 I have been attending an Episcopal Church:

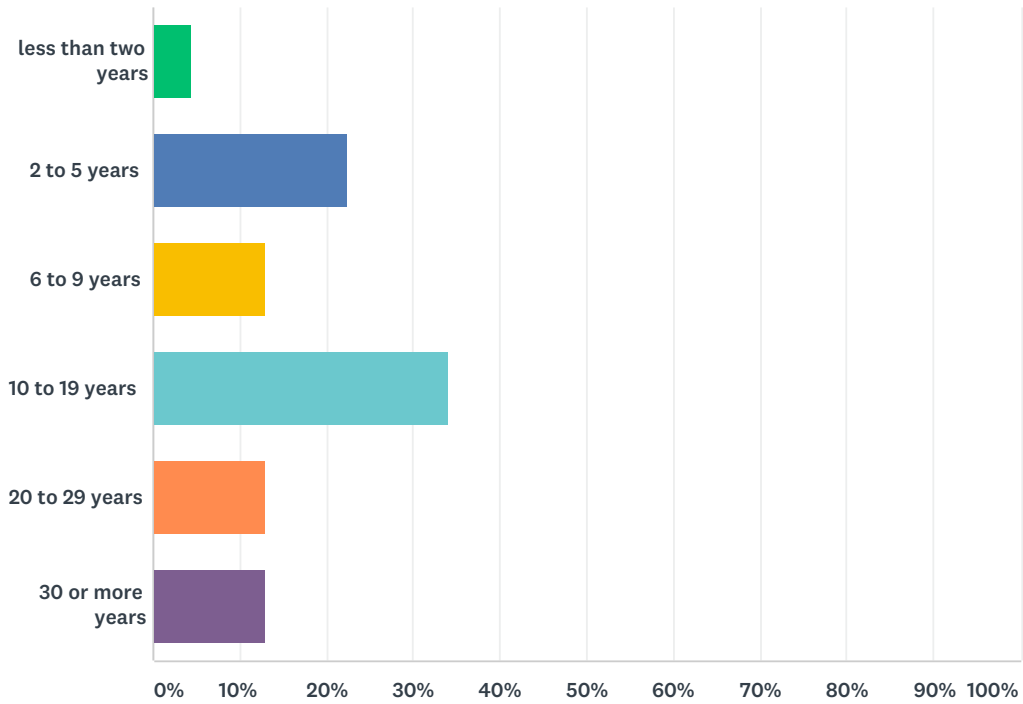
Answered: 138 Skipped: 2



ANSWER CHOICES	RESPONSES	
less than two years	1.45%	2
2 to 5 years	10.14%	14
6 to 9 years	5.80%	8
10 to 19 years	16.67%	23
20 to 40 years	21.01%	29
More than 40 years	44.93%	62
TOTAL		138

Q12 I have been attending St. Edward's:

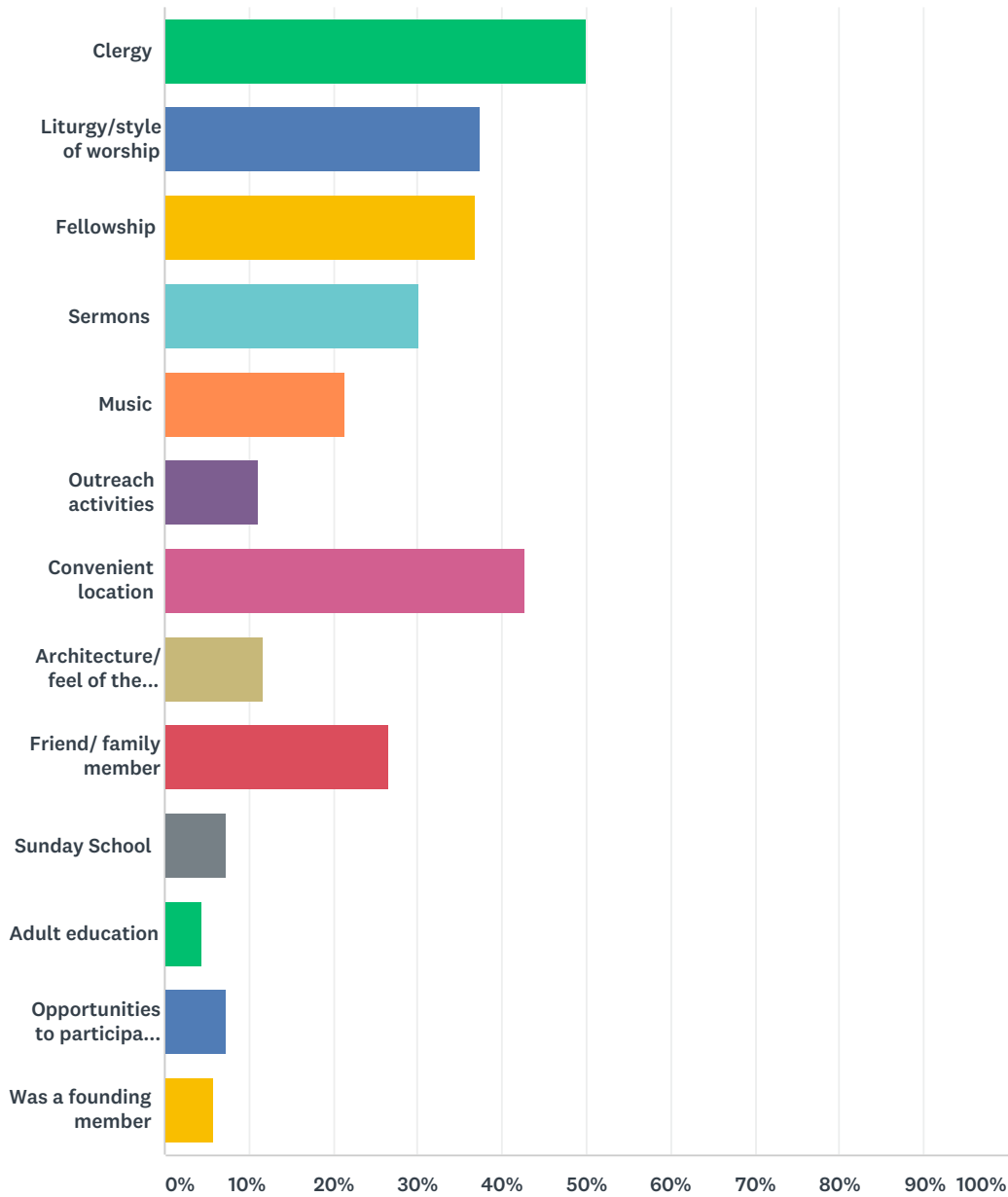
Answered: 138 Skipped: 2



ANSWER CHOICES	RESPONSES	
less than two years	4.35%	6
2 to 5 years	22.46%	31
6 to 9 years	13.04%	18
10 to 19 years	34.06%	47
20 to 29 years	13.04%	18
30 or more years	13.04%	18
TOTAL		138

Q13 What originally attracted you to St. Edward's? (check all that apply)

Answered: 136 Skipped: 4

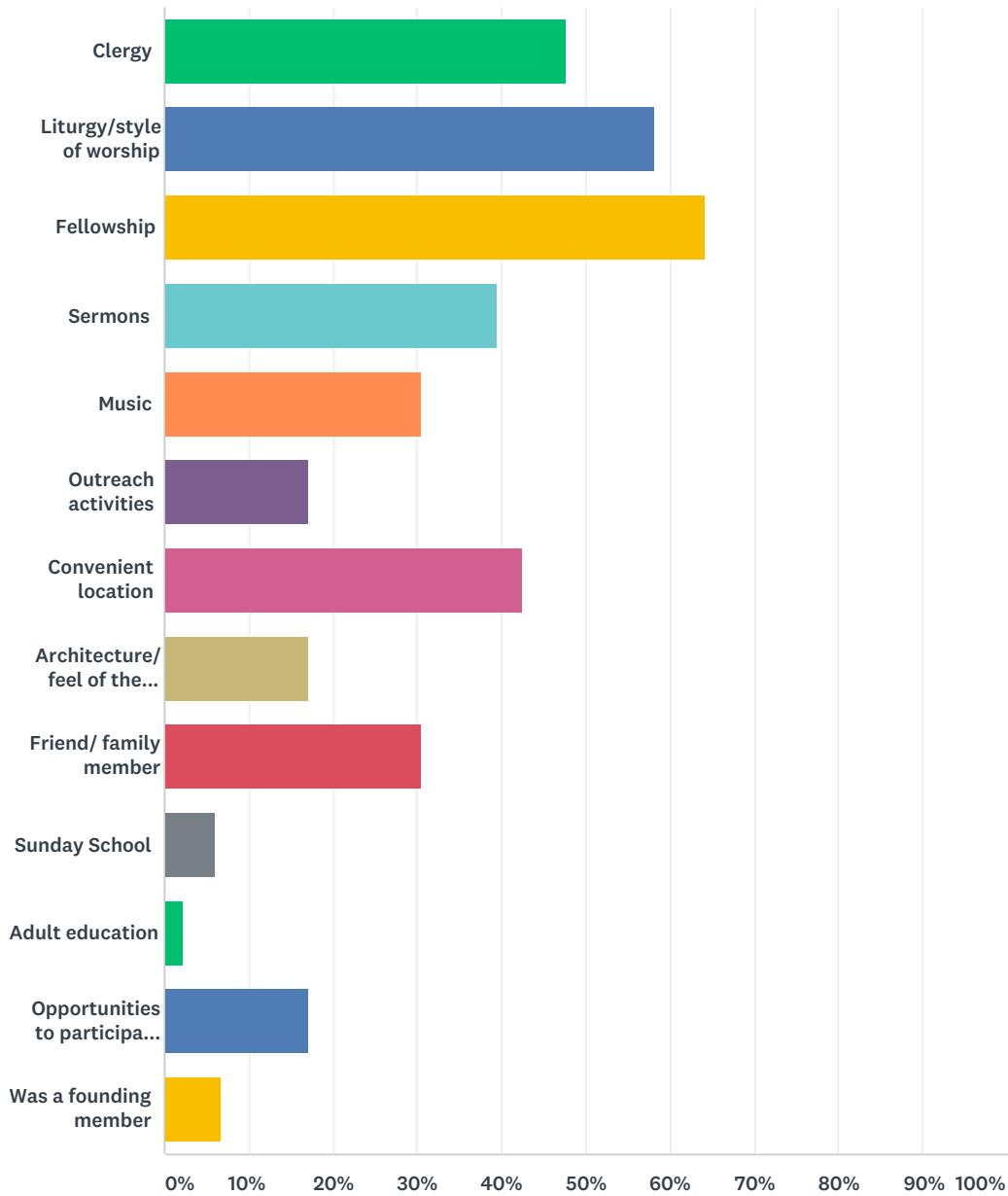


ANSWER CHOICES	RESPONSES	Count
Clergy	50.00%	68
Liturgy/style of worship	37.50%	51
Fellowship	36.76%	50
Sermons	30.15%	41
Music	21.32%	29
Outreach activities	11.03%	15

Convenient location	42.65%	58
Architecture/ feel of the Sanctuary	11.76%	16
Friend/ family member	26.47%	36
Sunday School	7.35%	10
Adult education	4.41%	6
Opportunities to participate in lay ministries	7.35%	10
Was a founding member	5.88%	8
Total Respondents: 136		

Q14 Why do you stay at St. Edward's (check all that apply)

Answered: 134 Skipped: 6

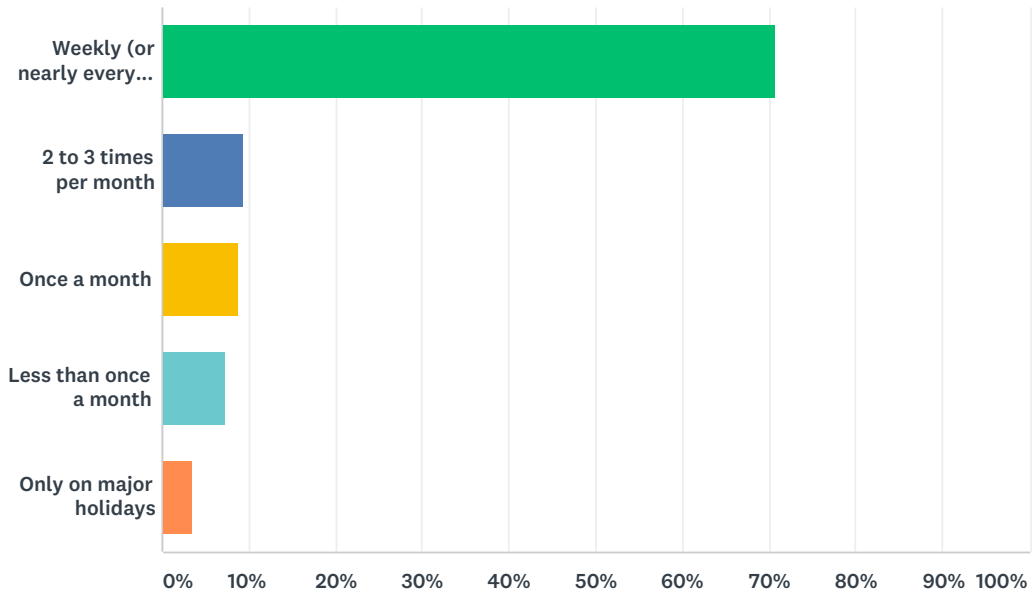


ANSWER CHOICES	RESPONSES	
Clergy	47.76%	64
Liturgy/style of worship	58.21%	78
Fellowship	64.18%	86
Sermons	39.55%	53
Music	30.60%	41
Outreach activities	17.16%	23

Convenient location	42.54%	57
Architecture/ feel of the Sanctuary	17.16%	23
Friend/ family member	30.60%	41
Sunday School	5.97%	8
Adult education	2.24%	3
Opportunities to participate in lay ministries	17.16%	23
Was a founding member	6.72%	9
Total Respondents: 134		

Q15 I attend:

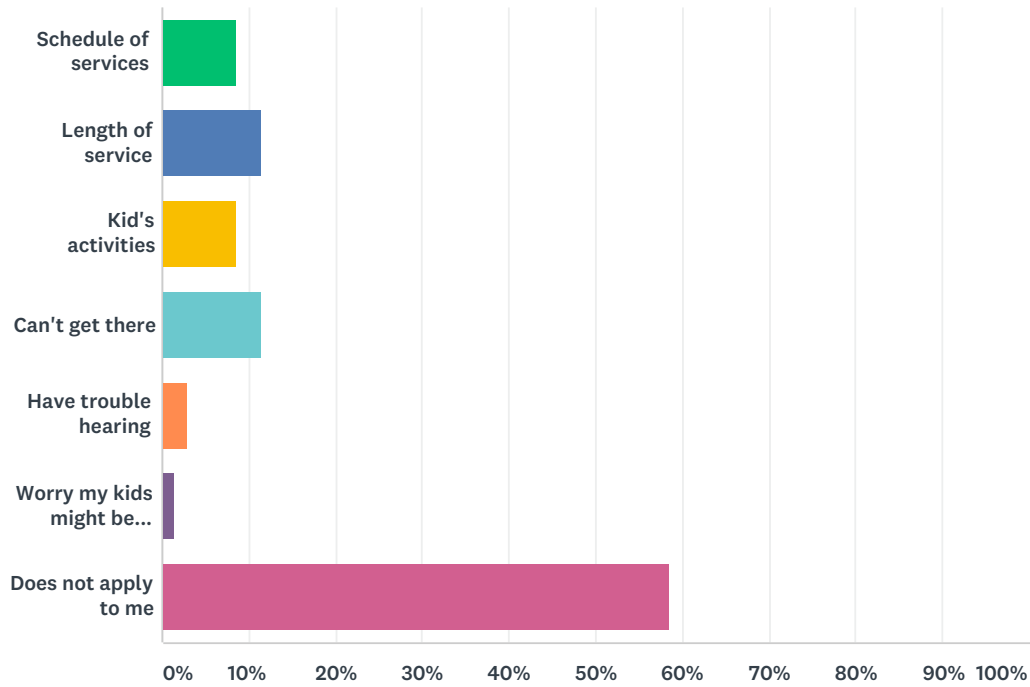
Answered: 137 Skipped: 3



ANSWER CHOICES	RESPONSES	
Weekly (or nearly every week)	70.80%	97
2 to 3 times per month	9.49%	13
Once a month	8.76%	12
Less than once a month	7.30%	10
Only on major holidays	3.65%	5
TOTAL		137

Q16 Things that keep me from attending, if applicable:

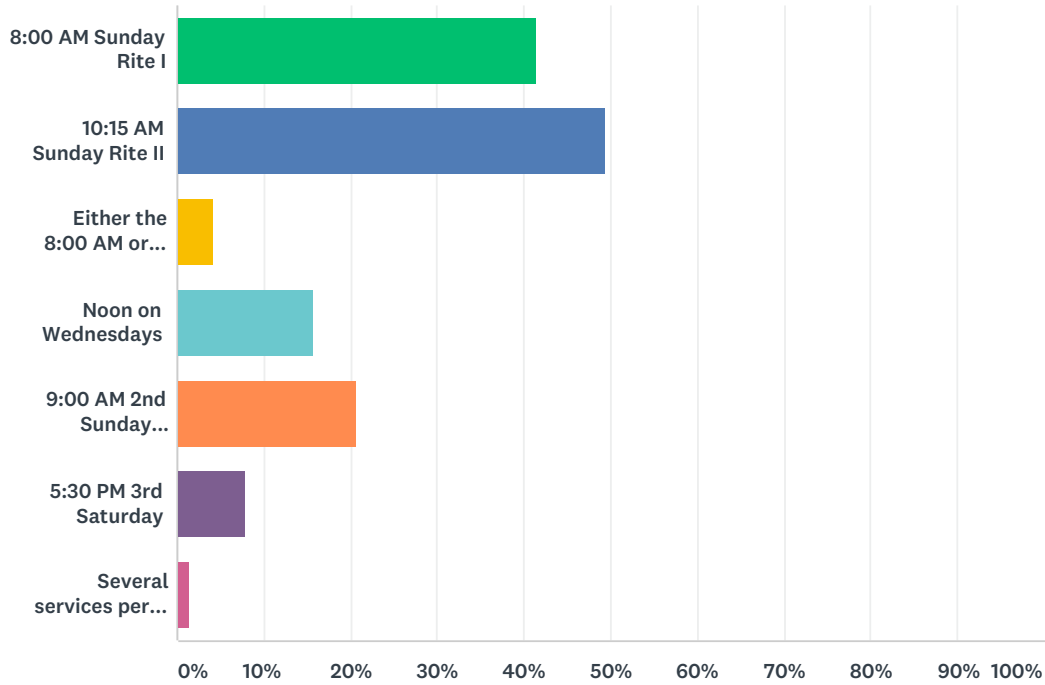
Answered: 70 Skipped: 70



ANSWER CHOICES	RESPONSES	
Schedule of services	8.57%	6
Length of service	11.43%	8
Kid's activities	8.57%	6
Can't get there	11.43%	8
Have trouble hearing	2.86%	2
Worry my kids might be distracting	1.43%	1
Does not apply to me	58.57%	41
Total Respondents: 70		

Q17 I typically attend the following services: (check all that apply)

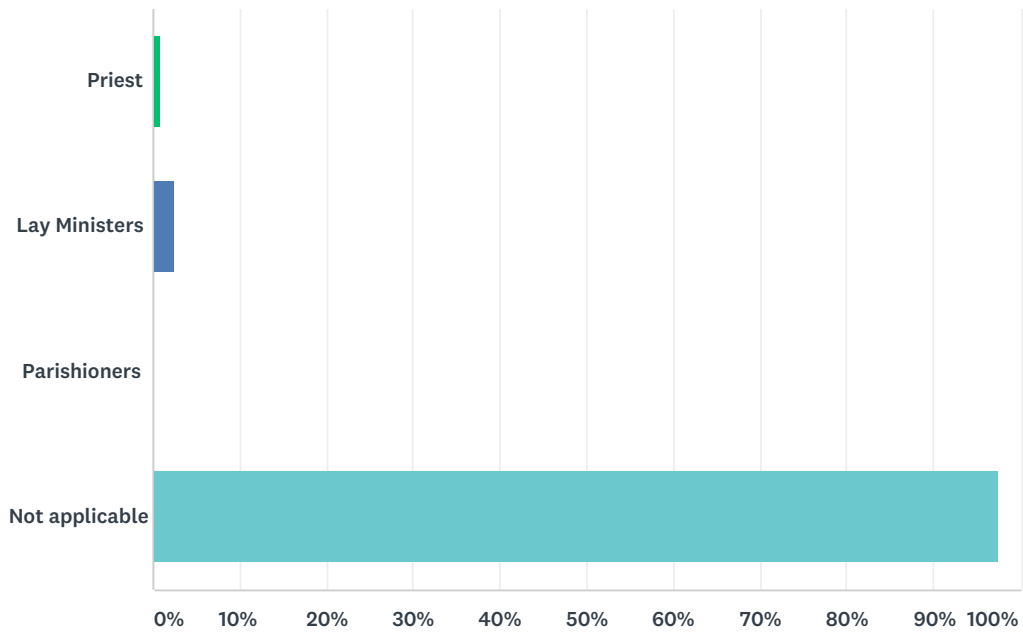
Answered: 140 Skipped: 0



ANSWER CHOICES	RESPONSES	
8:00 AM Sunday Rite I	41.43%	58
10:15 AM Sunday Rite II	49.29%	69
Either the 8:00 AM or 10:15 AM or both	4.29%	6
Noon on Wednesdays	15.71%	22
9:00 AM 2nd Sunday Contemporary	20.71%	29
5:30 PM 3rd Saturday	7.86%	11
Several services per week	1.43%	2
Total Respondents: 140		

Q18 I cannot attend services but I receive visits from: (check all that apply)

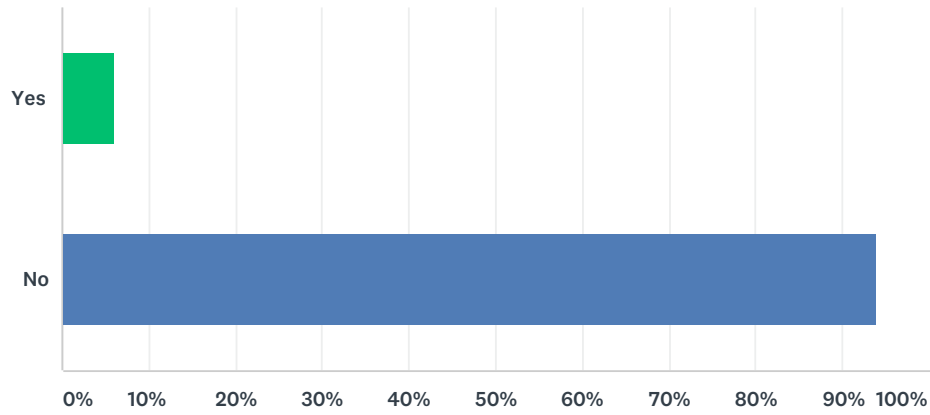
Answered: 124 Skipped: 16



ANSWER CHOICES	RESPONSES	
Priest	0.81%	1
Lay Ministers	2.42%	3
Parishioners	0.00%	0
Not applicable	97.58%	121
Total Respondents: 124		

Q19 I can only come to church with the help of a friend/relative/taxi.

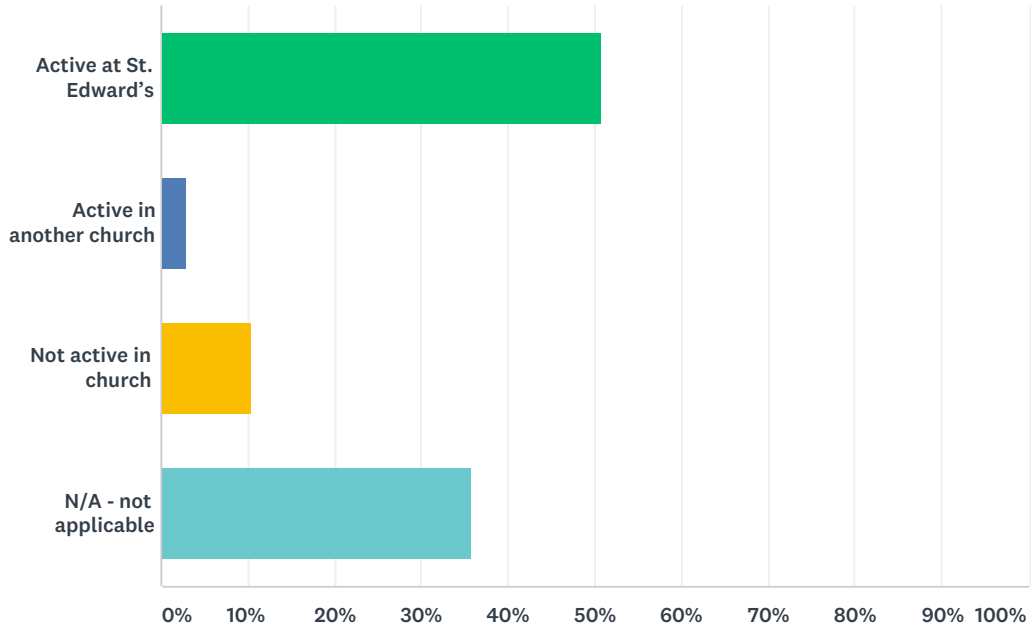
Answered: 131 Skipped: 9



ANSWER CHOICES	RESPONSES	
Yes	6.11%	8
No	93.89%	123
TOTAL		131

Q20 My spouse/partner is:

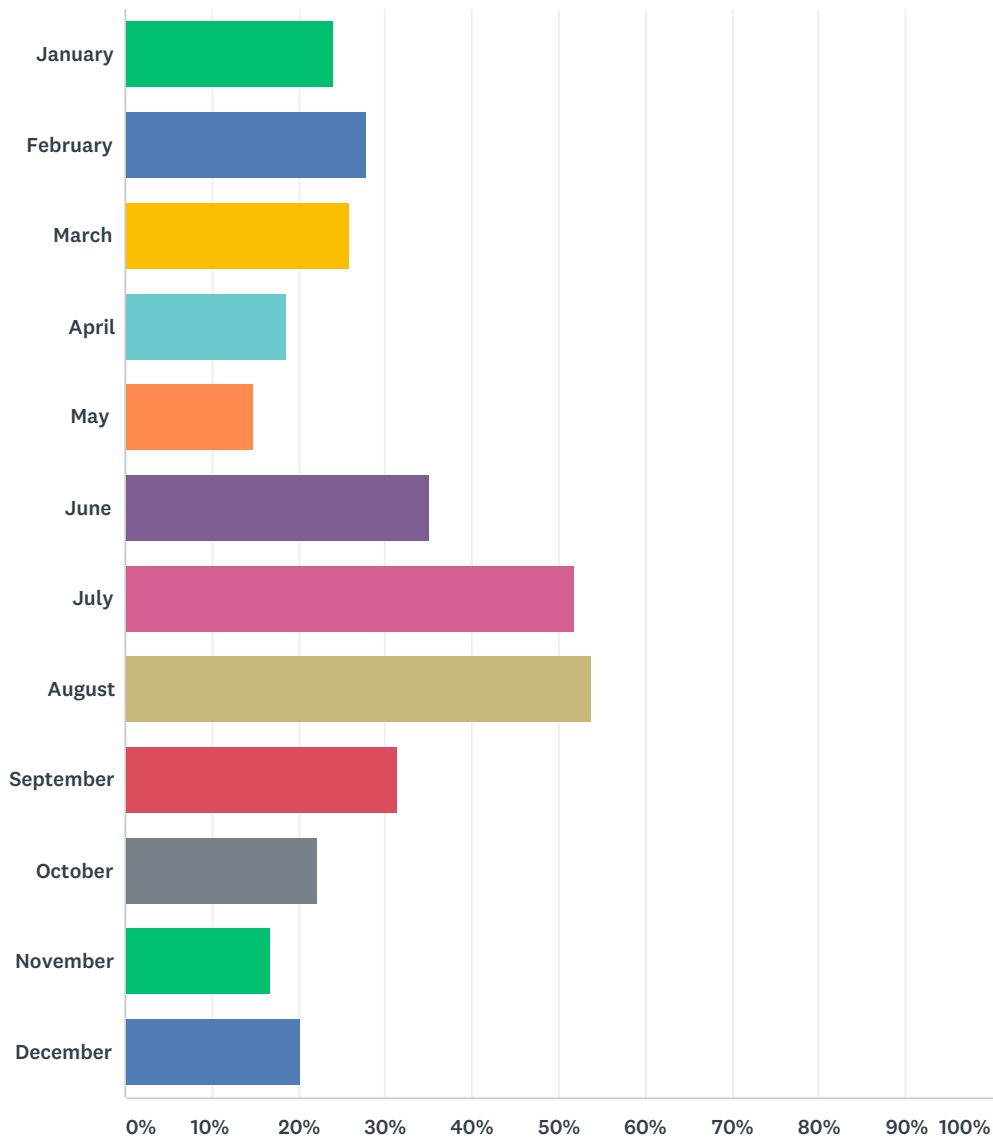
Answered: 134 Skipped: 6



ANSWER CHOICES	RESPONSES	
Active at St. Edward's	50.75%	68
Active in another church	2.99%	4
Not active in church	10.45%	14
N/A - not applicable	35.82%	48
TOTAL		134

Q21 I spend two or more weeks of these months away from Lancaster each year: (check all that apply, if applicable)

Answered: 54 Skipped: 86

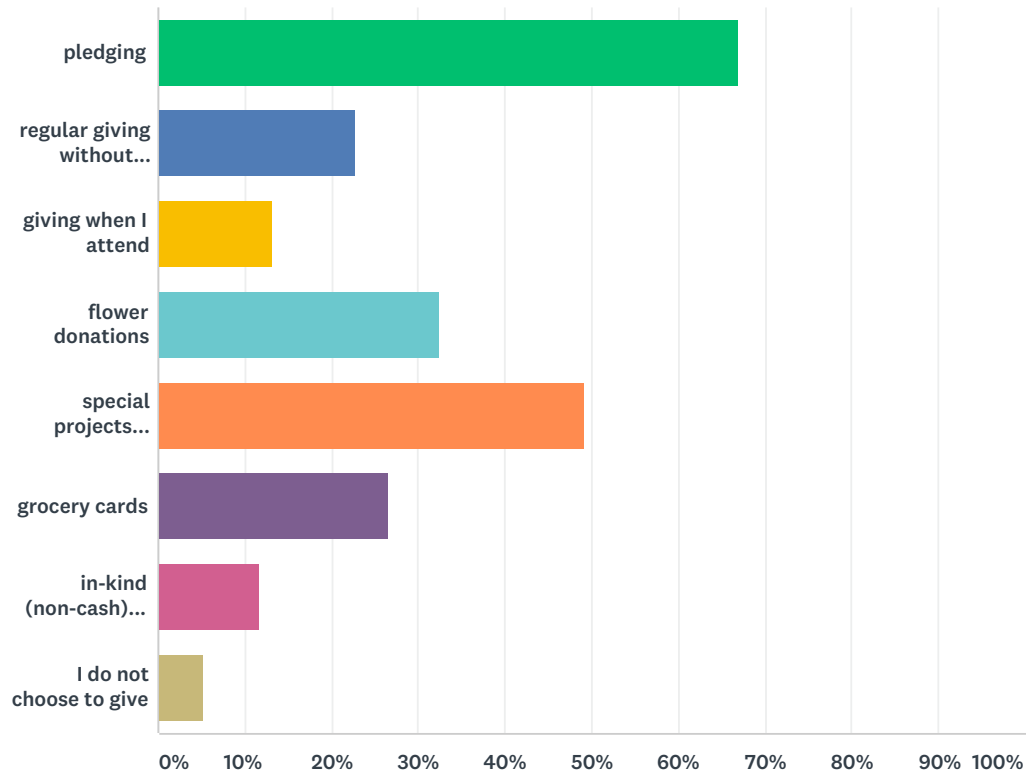


ANSWER CHOICES	RESPONSES	
January	24.07%	13
February	27.78%	15
March	25.93%	14
April	18.52%	10
May	14.81%	8
June	35.19%	19
July	51.85%	28

August	53.70%	29
September	31.48%	17
October	22.22%	12
November	16.67%	9
December	20.37%	11
Total Respondents: 54		

Q22 Financially, I support this congregation by: (check all that apply)

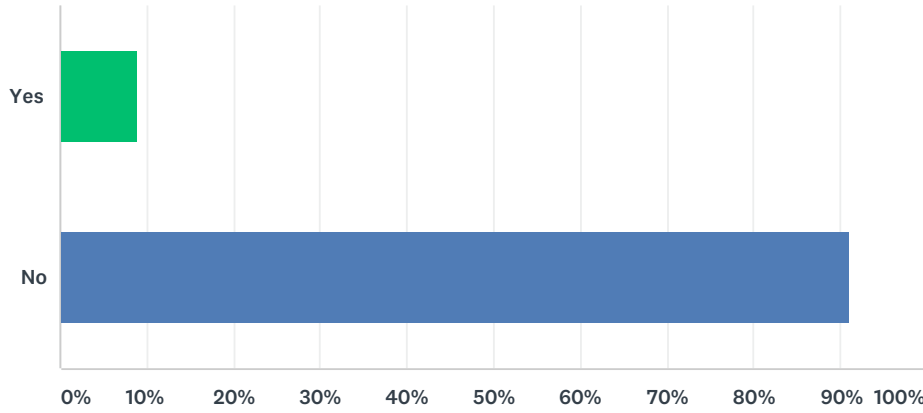
Answered: 136 Skipped: 4



ANSWER CHOICES	RESPONSES	
pledging	66.91%	91
regular giving without pledging	22.79%	31
giving when I attend	13.24%	18
flower donations	32.35%	44
special projects requests (Jesse Tree, Bishop's Fund, etc.)	49.26%	67
grocery cards	26.47%	36
in-kind (non-cash) gifts	11.76%	16
I do not choose to give	5.15%	7
Total Respondents: 136		

Q23 I have made provision for St. Edward's in my will.

Answered: 134 Skipped: 6



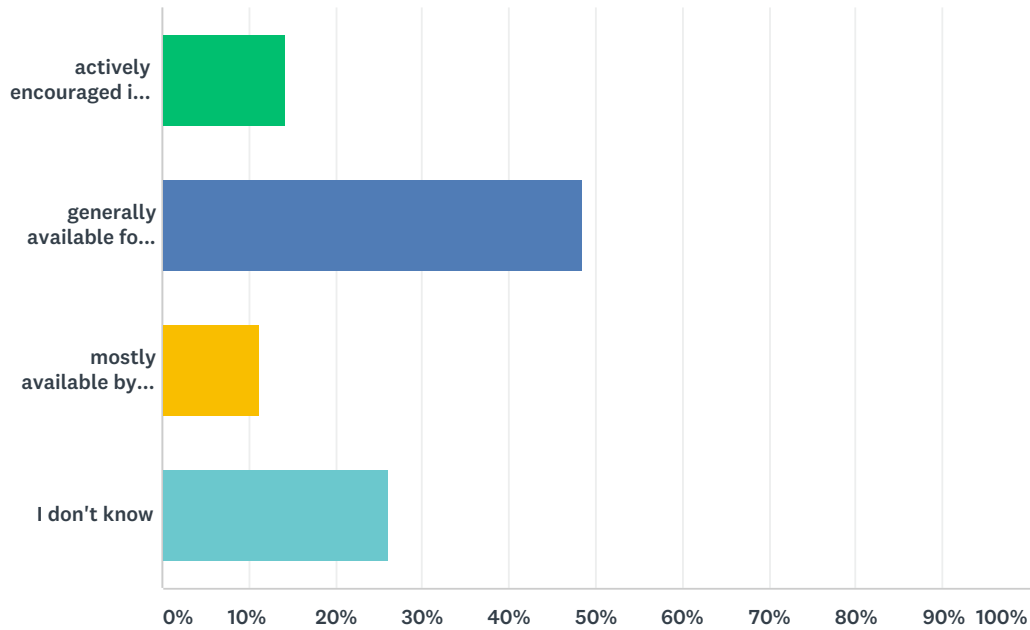
ANSWER CHOICES	RESPONSES	
Yes	8.96%	12
No	91.04%	122
TOTAL		134

Q24 Other comments. (Please be brief.)

Answered: 17 Skipped: 123

Q25 Opportunity for Lay Ministry is:

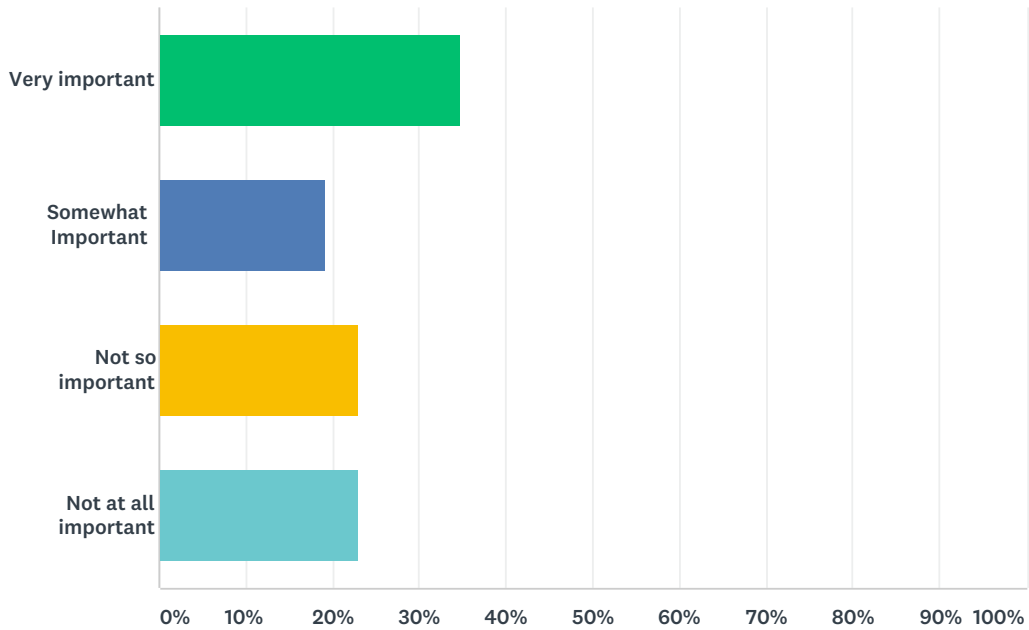
Answered: 134 Skipped: 6



ANSWER CHOICES	RESPONSES	
actively encouraged in every area of parish life	14.18%	19
generally available for those who seek them out	48.51%	65
mostly available by participating in established groups	11.19%	15
I don't know	26.12%	35
TOTAL		134

Q26 Having at least one service each week be quiet, without music

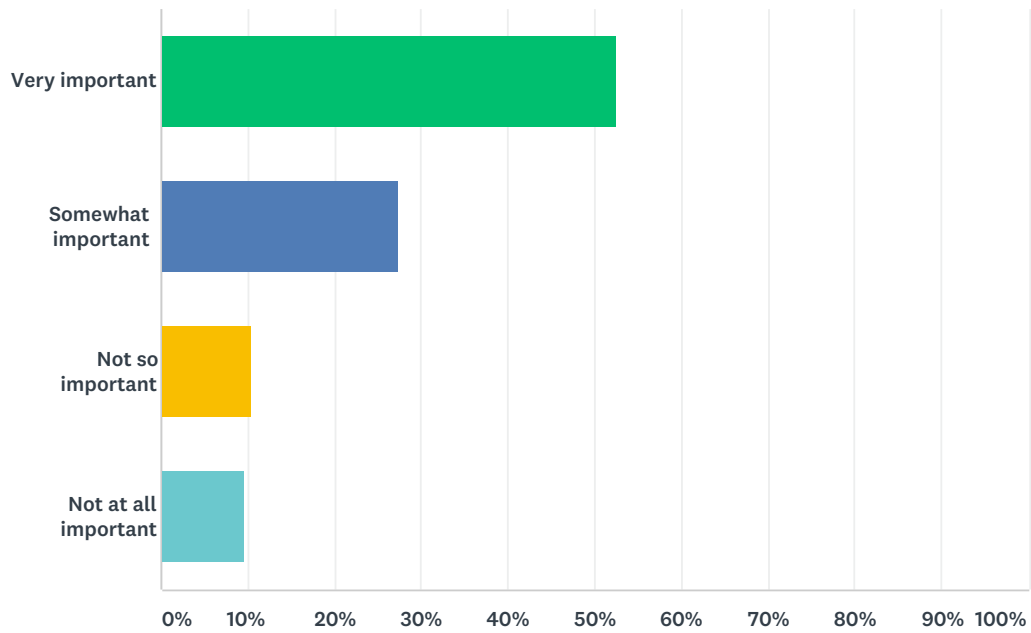
Answered: 135 Skipped: 5



ANSWER CHOICES	RESPONSES	
Very important	34.81%	47
Somewhat Important	19.26%	26
Not so important	22.96%	31
Not at all important	22.96%	31
TOTAL		135

Q27 Having music (organ, choir, praise band) as a part of parish worship is:

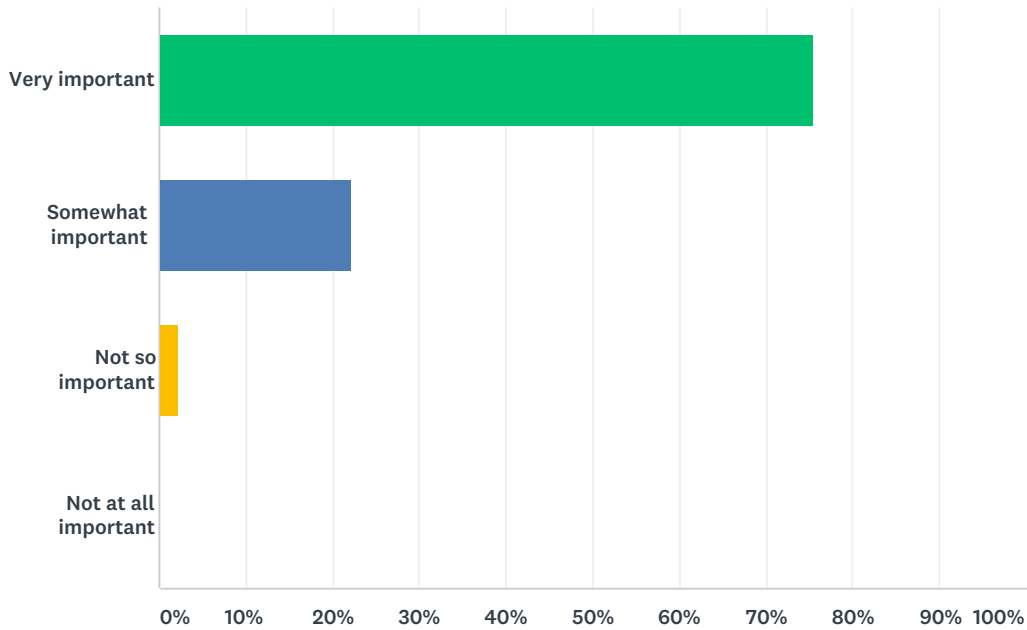
Answered: 135 Skipped: 5



ANSWER CHOICES	RESPONSES	
Very important	52.59%	71
Somewhat important	27.41%	37
Not so important	10.37%	14
Not at all important	9.63%	13
TOTAL		135

Q28 Having sermons that apply the scriptures to daily living is:

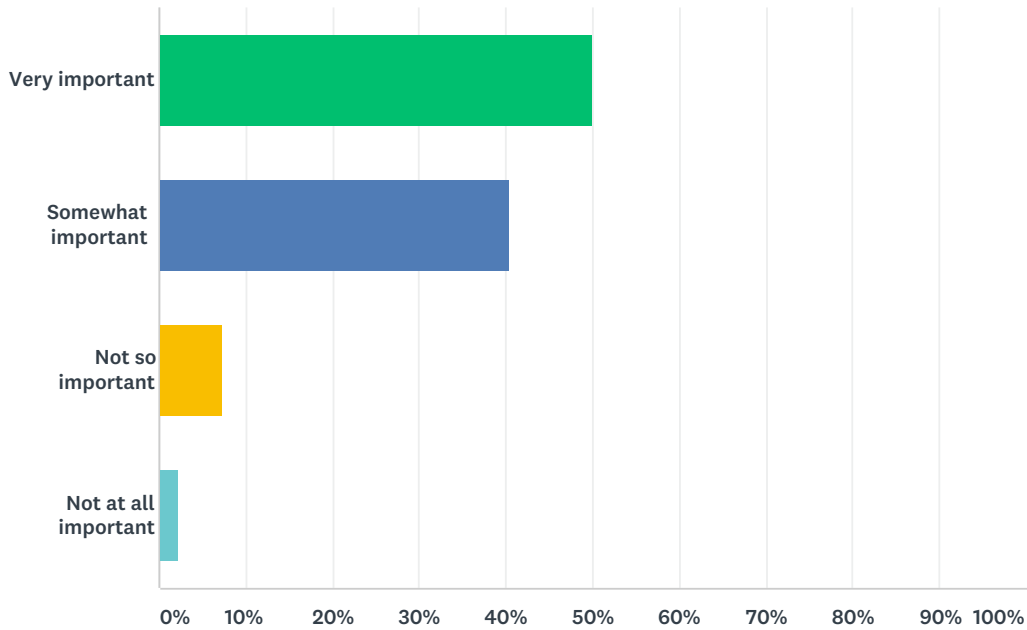
Answered: 135 Skipped: 5



ANSWER CHOICES	RESPONSES	
Very important	75.56%	102
Somewhat important	22.22%	30
Not so important	2.22%	3
Not at all important	0.00%	0
TOTAL		135

Q29 Having plentiful opportunity for lay people to participate in worship is:

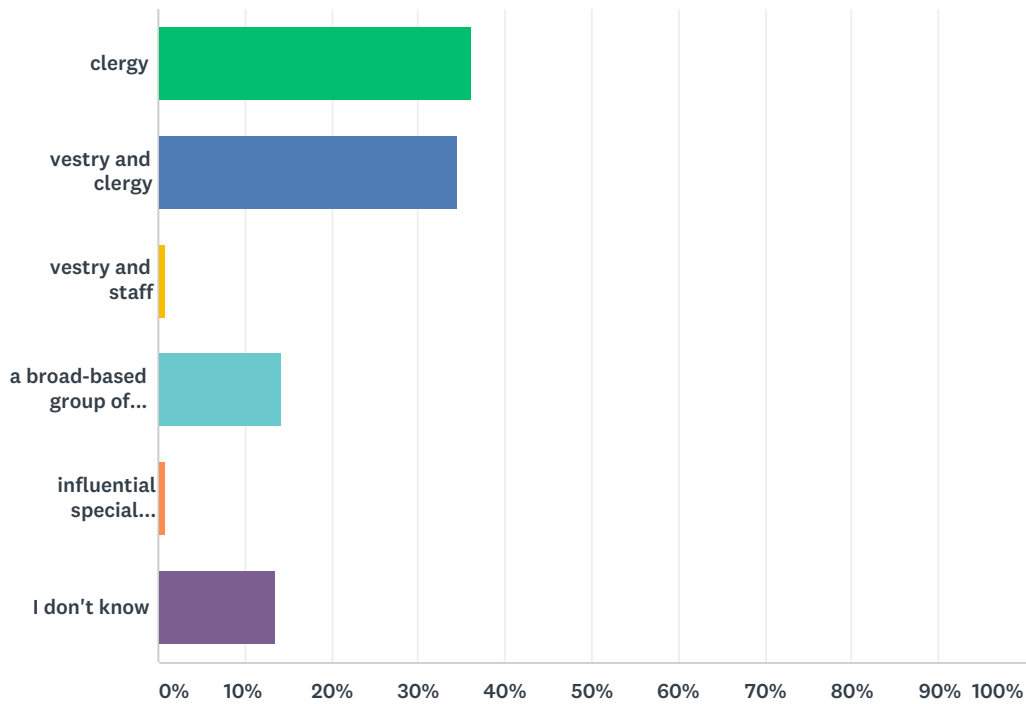
Answered: 136 Skipped: 4



ANSWER CHOICES	RESPONSES	
Very important	50.00%	68
Somewhat important	40.44%	55
Not so important	7.35%	10
Not at all important	2.21%	3
TOTAL		136

Q30 Prior to the retirement of our Rector, leadership of the congregation was primarily provided by:

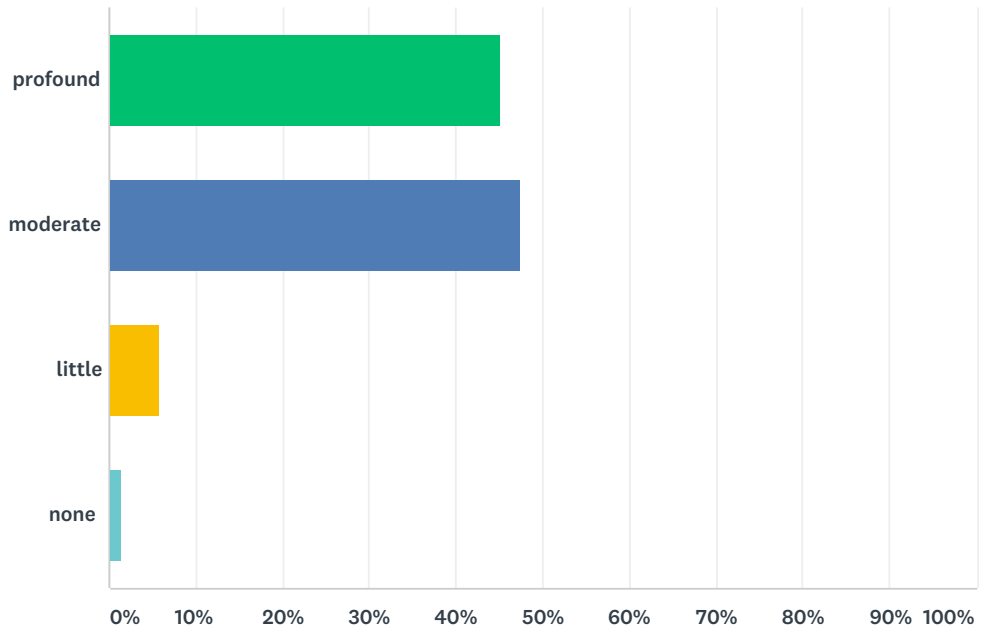
Answered: 133 Skipped: 7



ANSWER CHOICES	RESPONSES	
clergy	36.09%	48
vestry and clergy	34.59%	46
vestry and staff	0.75%	1
a broad-based group of committed lay persons	14.29%	19
influential special interest groups	0.75%	1
I don't know	13.53%	18
TOTAL		133

Q31 What effect does our church have on your spiritual life"

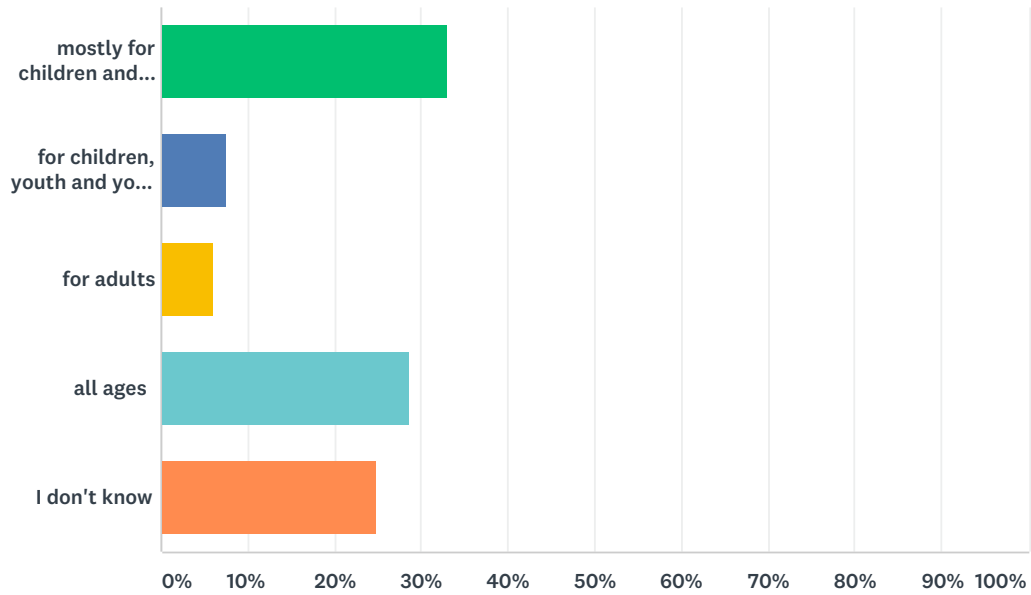
Answered: 135 Skipped: 5



ANSWER CHOICES	RESPONSES	
profound	45.19%	61
moderate	47.41%	64
little	5.93%	8
none	1.48%	2
TOTAL		135

Q32 Educational opportunities at St. Edward's are now:

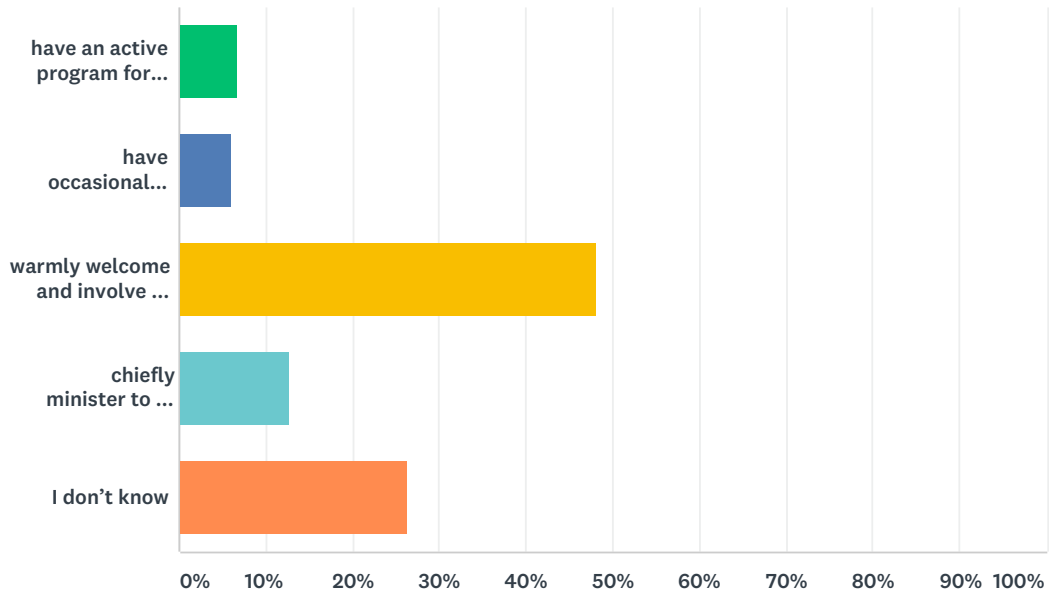
Answered: 133 Skipped: 7



ANSWER CHOICES	RESPONSES	
mostly for children and youth	33.08%	44
for children, youth and young adults	7.52%	10
for adults	6.02%	8
all ages	28.57%	38
I don't know	24.81%	33
TOTAL		133

Q33 To build membership, we now:

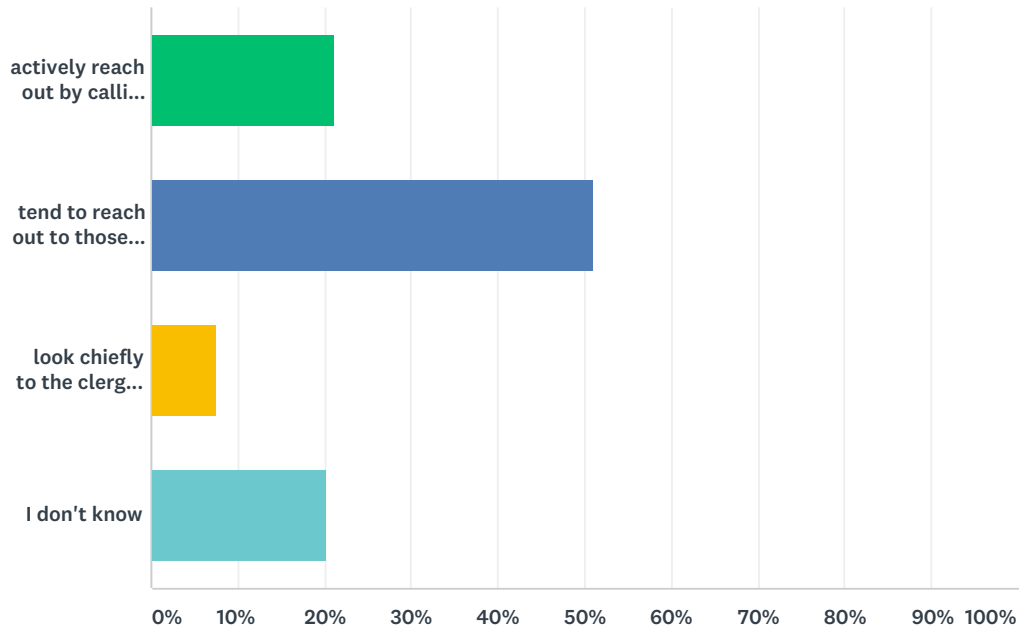
Answered: 133 Skipped: 7



ANSWER CHOICES	RESPONSES	
have an active program for attracting new members	6.77%	9
have occasional programs to attract new members	6.02%	8
warmly welcome and involve new members as they come on their own	48.12%	64
chiefly minister to our own members	12.78%	17
I don't know	26.32%	35
TOTAL		133

Q34 Our parishioners:

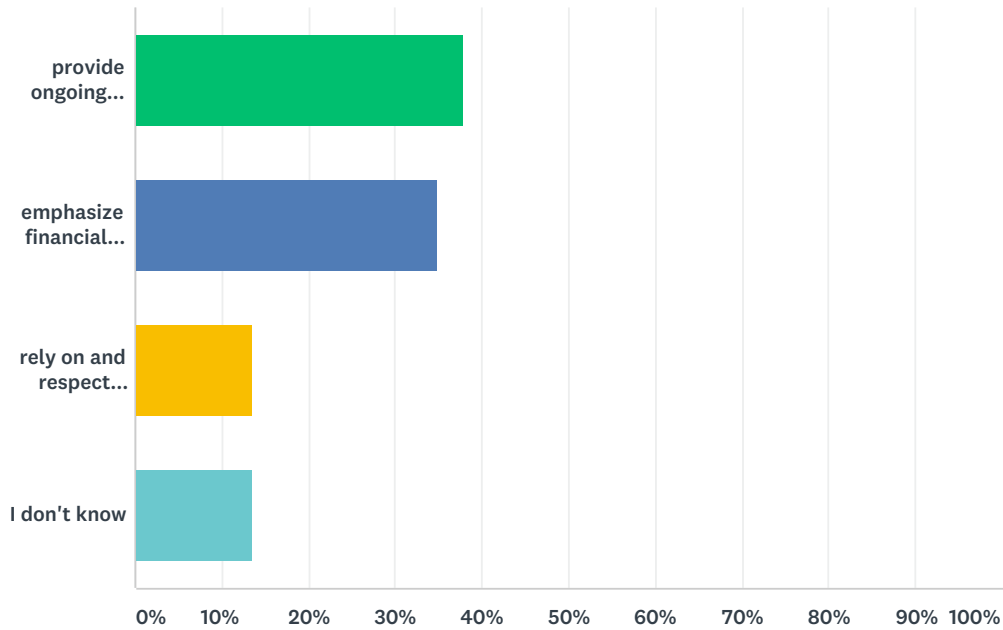
Answered: 133 Skipped: 7



ANSWER CHOICES	RESPONSES	
actively reach out by calling, praying, and offering help to others	21.05%	28
tend to reach out to those they know	51.13%	68
look chiefly to the clergy to reach out to others	7.52%	10
I don't know	20.30%	27
TOTAL		133

Q35 Regarding financial stewardship, as a group we:

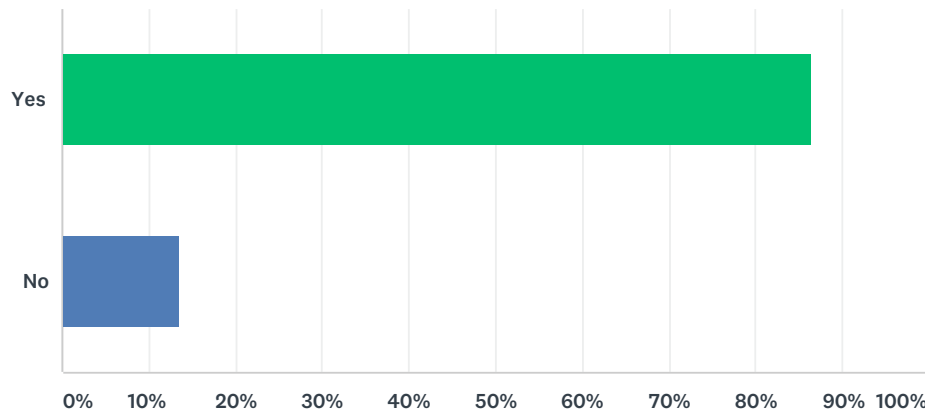
Answered: 132 Skipped: 8



ANSWER CHOICES	RESPONSES	
provide ongoing encouragement of annual pledging	37.88%	50
emphasize financial concerns once a year	34.85%	46
rely on and respect individual financial donations	13.64%	18
I don't know	13.64%	18
TOTAL		132

Q36 I am aware of the opportunities to be involved in parish life, on committees, projects, etc.

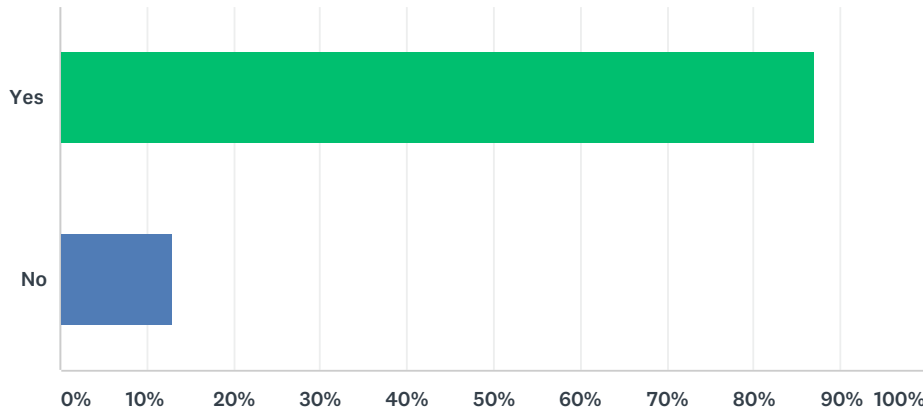
Answered: 133 Skipped: 7



ANSWER CHOICES	RESPONSES	
Yes	86.47%	115
No	13.53%	18
TOTAL		133

Q37 I feel I am welcomed and encouraged to be active in St. Edward's parish life.

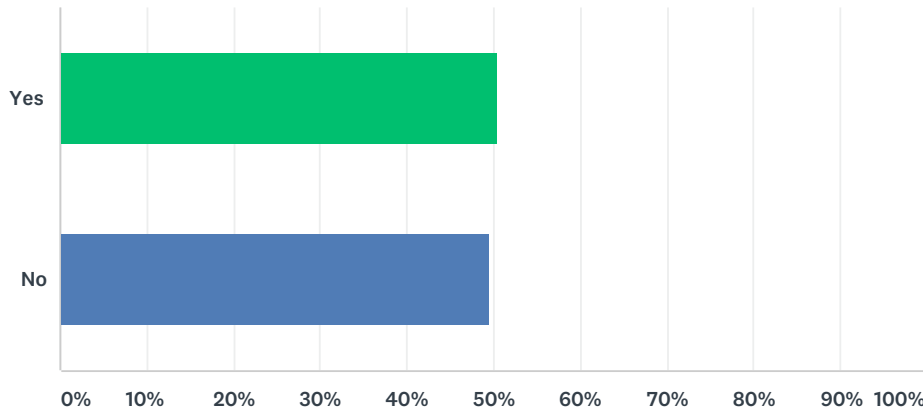
Answered: 132 Skipped: 8



ANSWER CHOICES	RESPONSES	
Yes	87.12%	115
No	12.88%	17
TOTAL		132

Q38 I have been approached by members about getting more involved.

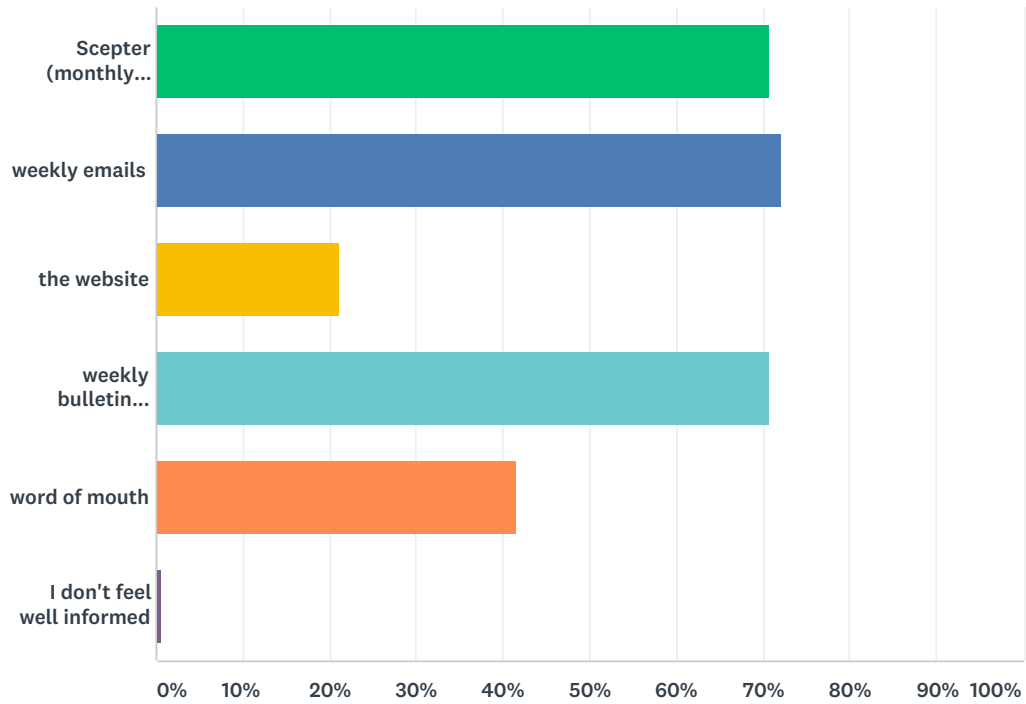
Answered: 133 Skipped: 7



ANSWER CHOICES	RESPONSES	
Yes	50.38%	67
No	49.62%	66
TOTAL		133

Q39 I stay informed with (check all that apply)

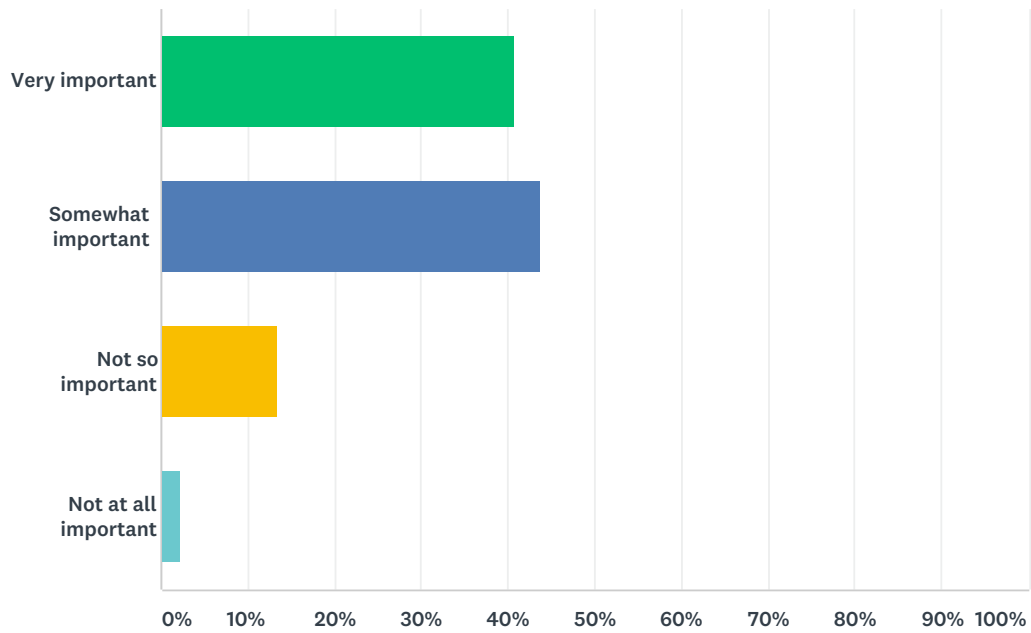
Answered: 137 Skipped: 3



ANSWER CHOICES	RESPONSES	
Scepter (monthly newsletter)	70.80%	97
weekly emails	72.26%	99
the website	21.17%	29
weekly bulletin announcements	70.80%	97
word of mouth	41.61%	57
I don't feel well informed	0.73%	1
Total Respondents: 137		

Q40 How important is participating in outreach to you as a worshipper at St. Edwards

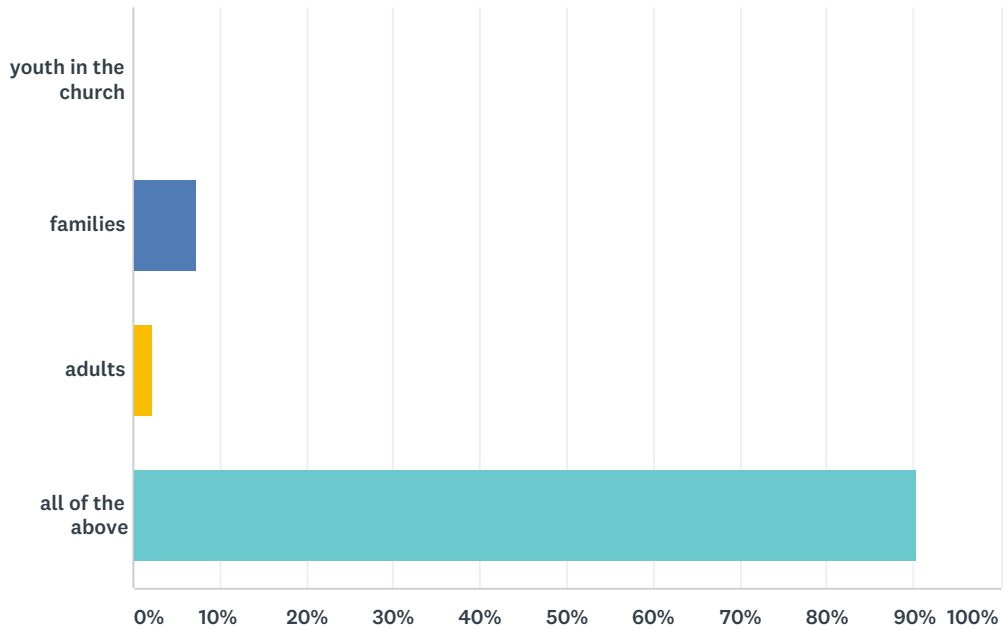
Answered: 135 Skipped: 5



ANSWER CHOICES	RESPONSES	
Very important	40.74%	55
Somewhat important	43.70%	59
Not so important	13.33%	18
Not at all important	2.22%	3
TOTAL		135

Q41 Do you believe our outreach efforts should be designed for:

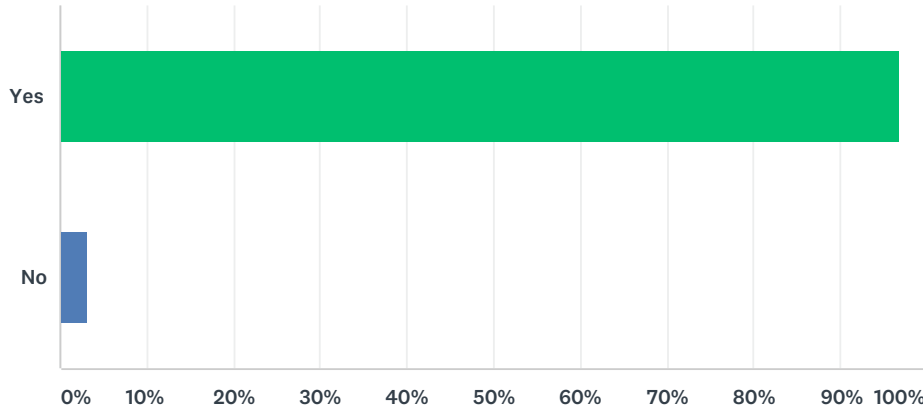
Answered: 136 Skipped: 4



ANSWER CHOICES	RESPONSES
youth in the church	0.00% 0
families	7.35% 10
adults	2.21% 3
all of the above	90.44% 123
TOTAL	136

Q42 Should we offer inter-generational outreach efforts?

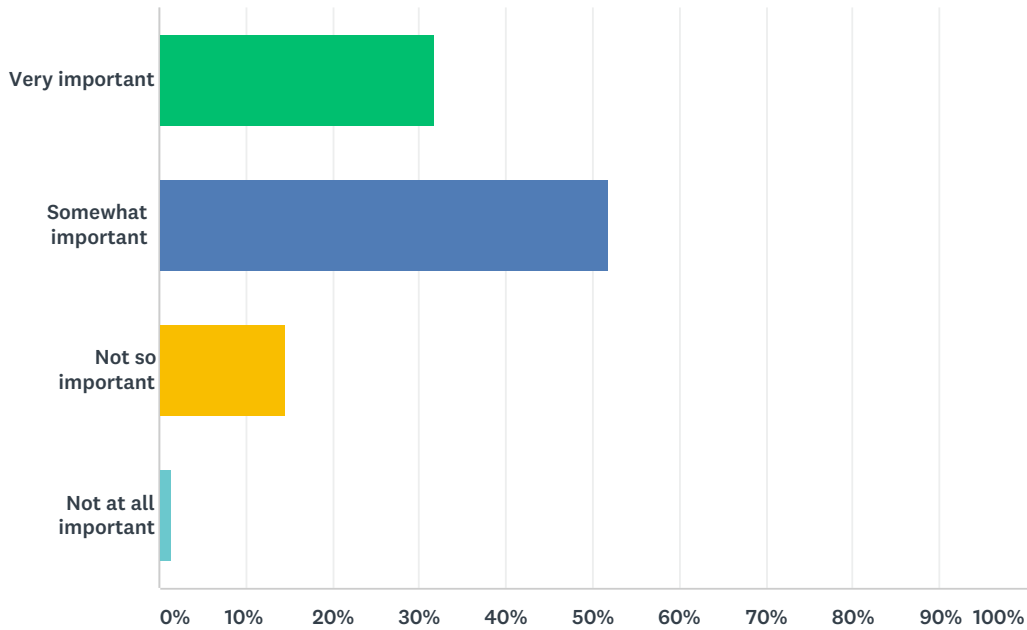
Answered: 128 Skipped: 12



ANSWER CHOICES	RESPONSES	
Yes	96.88%	124
No	3.13%	4
TOTAL		128

Q43 Social outreach should be done mainly as a St. Edward's activity.

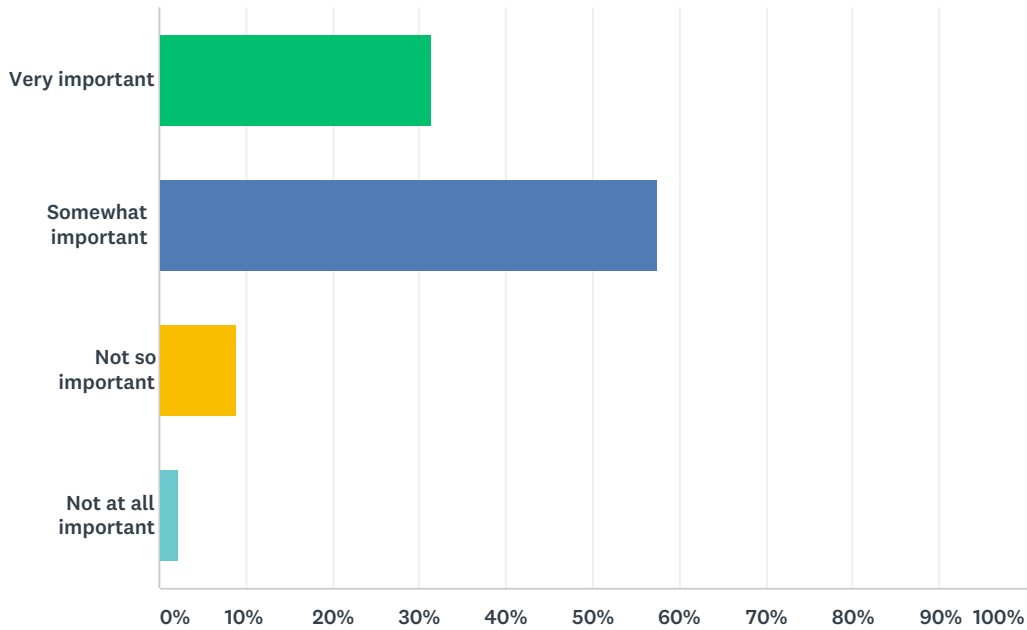
Answered: 129 Skipped: 11



ANSWER CHOICES	RESPONSES	
Very important	31.78%	41
Somewhat important	51.94%	67
Not so important	14.73%	19
Not at all important	1.55%	2
TOTAL		129

Q44 Partnering with community nonprofits is

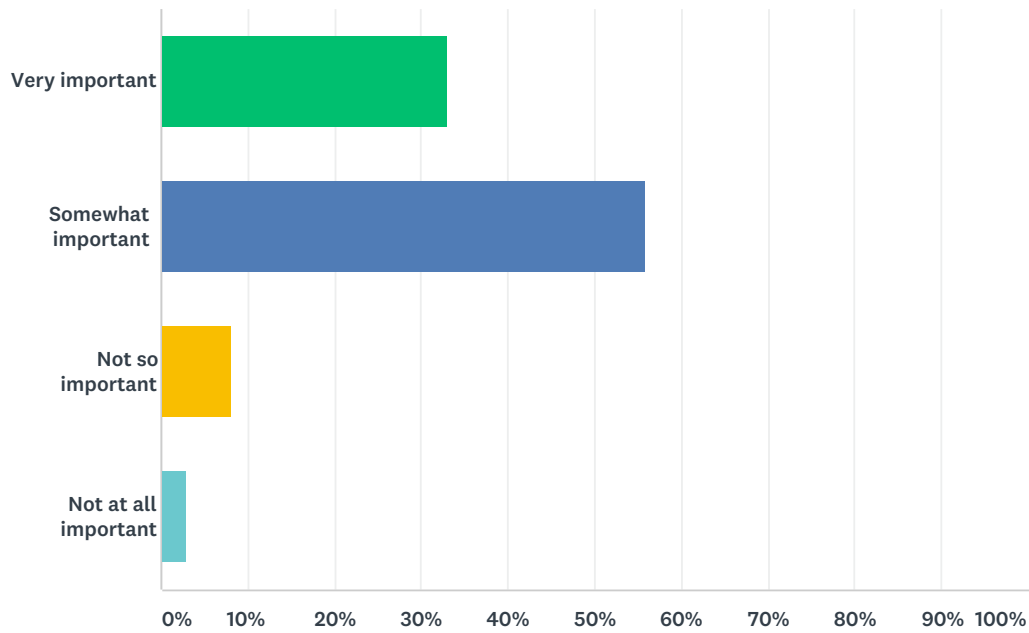
Answered: 134 Skipped: 6



ANSWER CHOICES	RESPONSES	
Very important	31.34%	42
Somewhat important	57.46%	77
Not so important	8.96%	12
Not at all important	2.24%	3
TOTAL		134

Q45 Working within the Lancaster Convocation (other Episcopal Churches in Lancaster County) is:

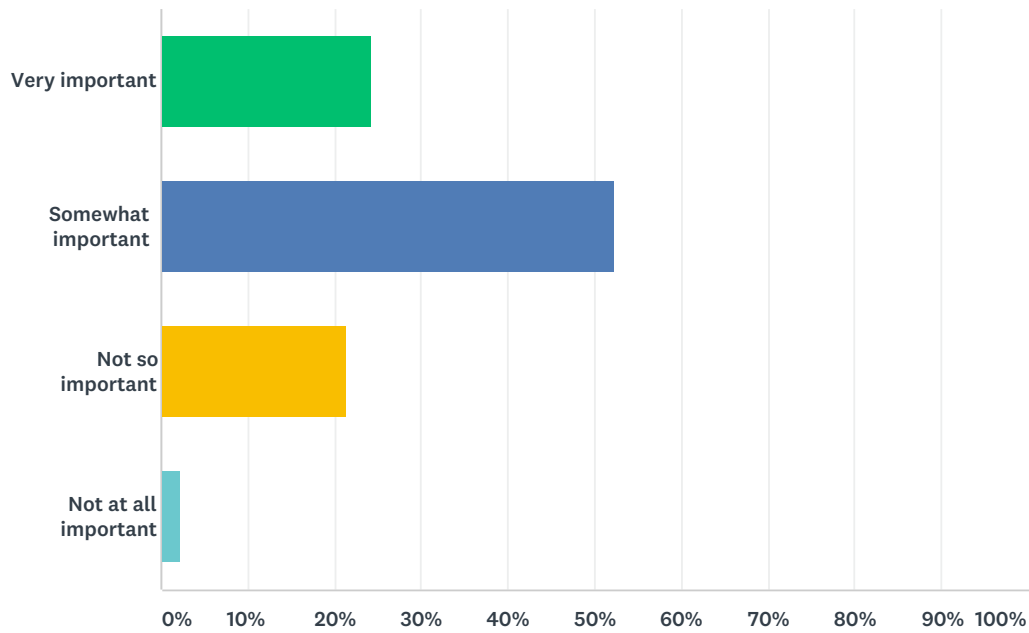
Answered: 136 Skipped: 4



ANSWER CHOICES	RESPONSES	
Very important	33.09%	45
Somewhat important	55.88%	76
Not so important	8.09%	11
Not at all important	2.94%	4
TOTAL		136

Q46 Working with churches of other denominations on projects within the Lancaster community is

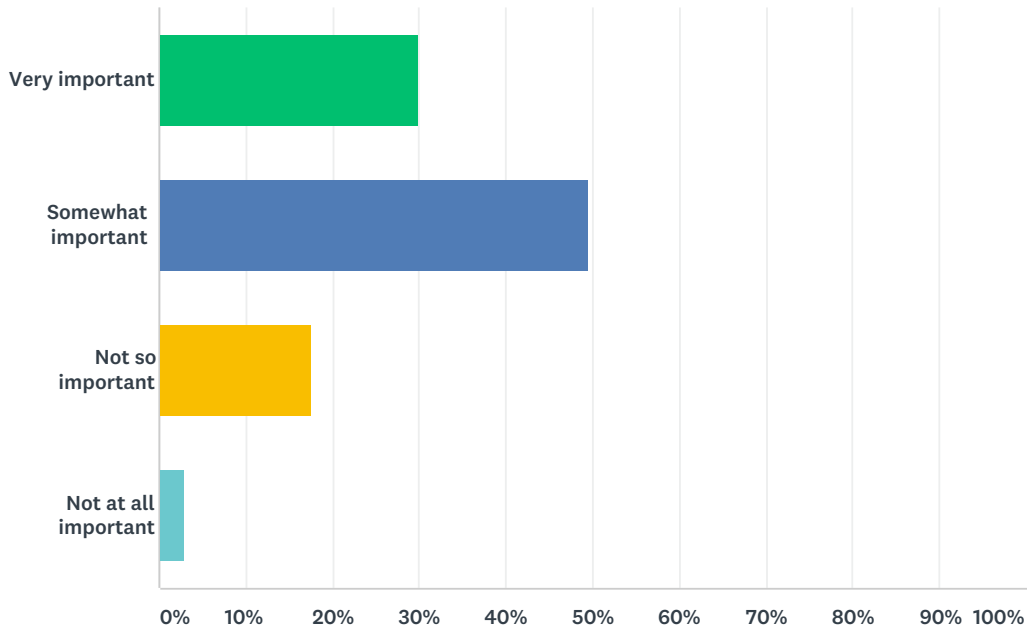
Answered: 136 Skipped: 4



ANSWER CHOICES	RESPONSES	
Very important	24.26%	33
Somewhat important	52.21%	71
Not so important	21.32%	29
Not at all important	2.21%	3
TOTAL		136

Q47 Focusing on needs within the Diocese of Central Pennsylvania is

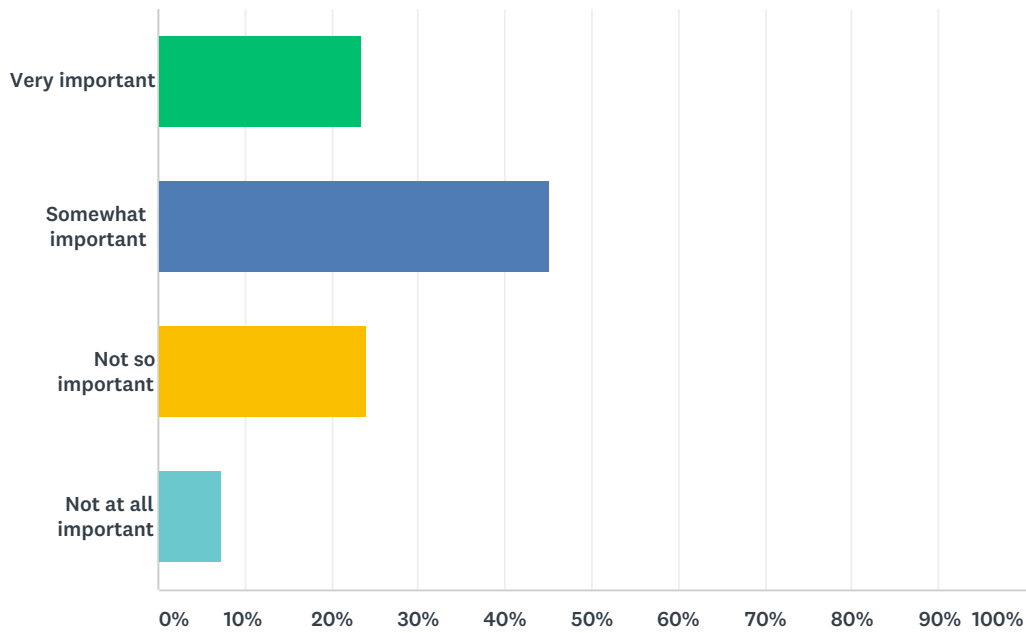
Answered: 137 Skipped: 3



ANSWER CHOICES	RESPONSES	
Very important	29.93%	41
Somewhat important	49.64%	68
Not so important	17.52%	24
Not at all important	2.92%	4
TOTAL		137

Q48 Participating in national and international efforts through the Episcopal Church is

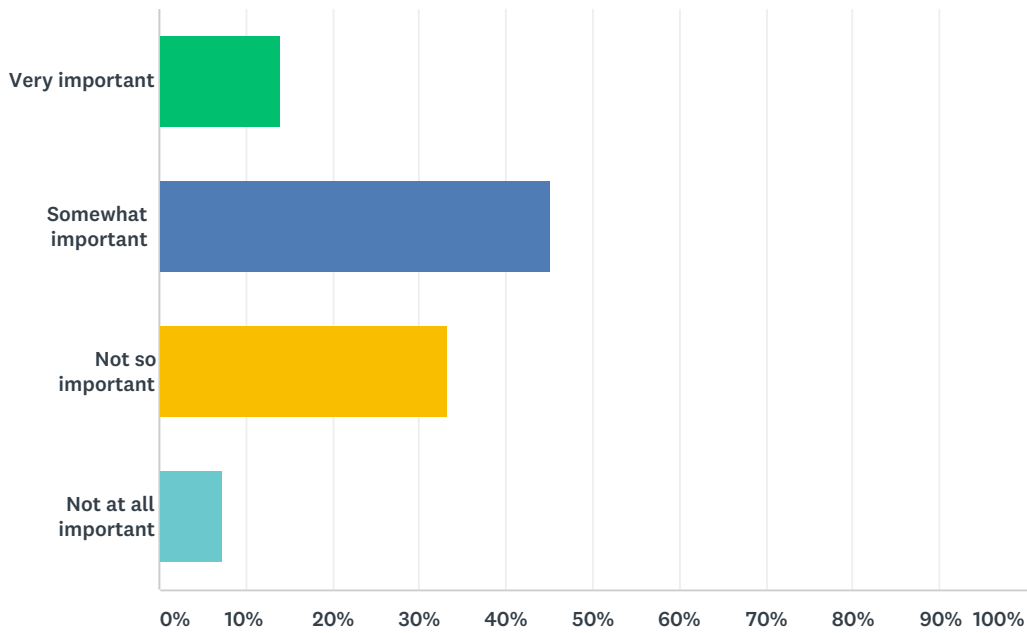
Answered: 137 Skipped: 3



ANSWER CHOICES	RESPONSES	
Very important	23.36%	32
Somewhat important	45.26%	62
Not so important	24.09%	33
Not at all important	7.30%	10
TOTAL		137

Q49 Participating in national and international efforts with other denominations is

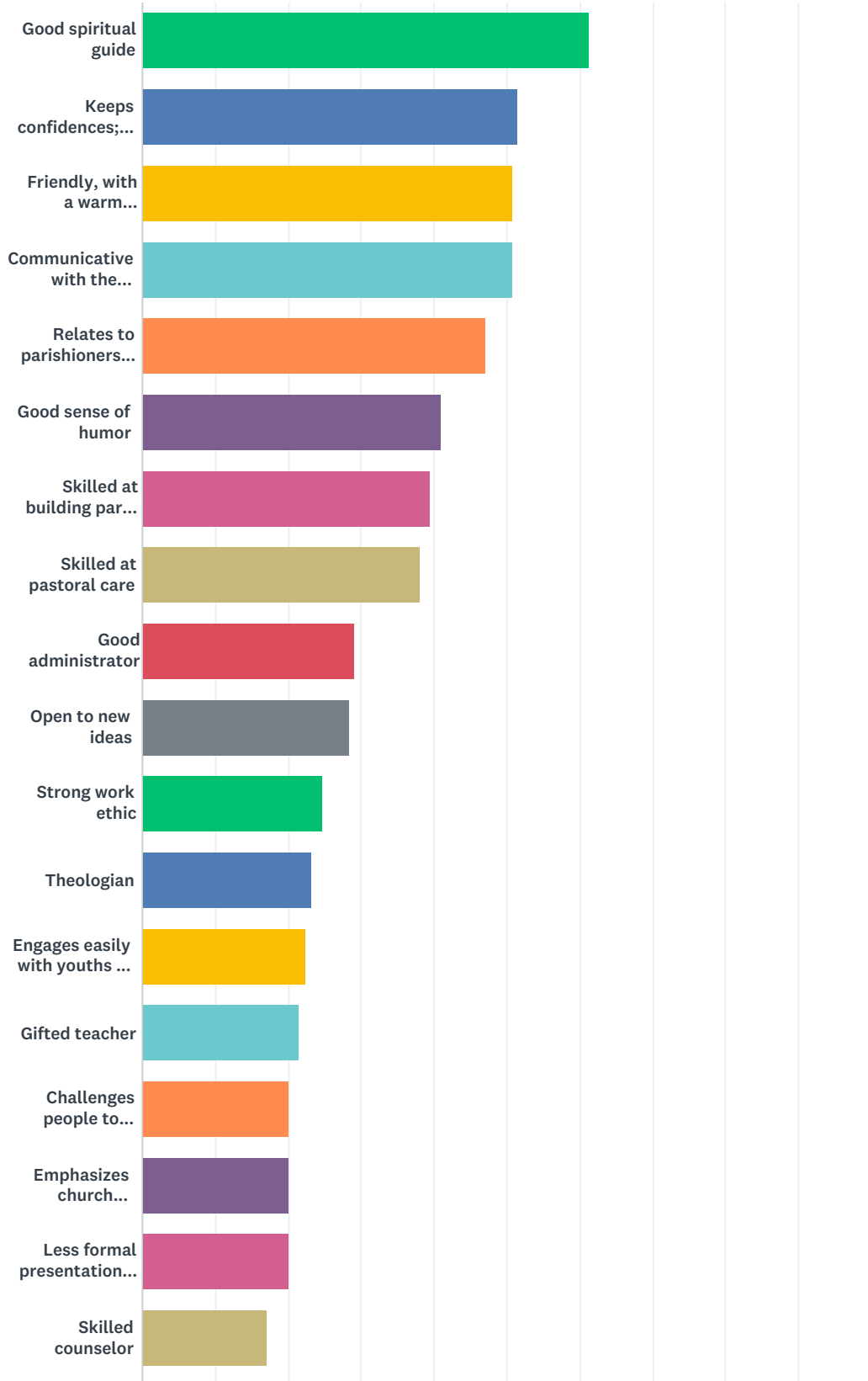
Answered: 135 Skipped: 5

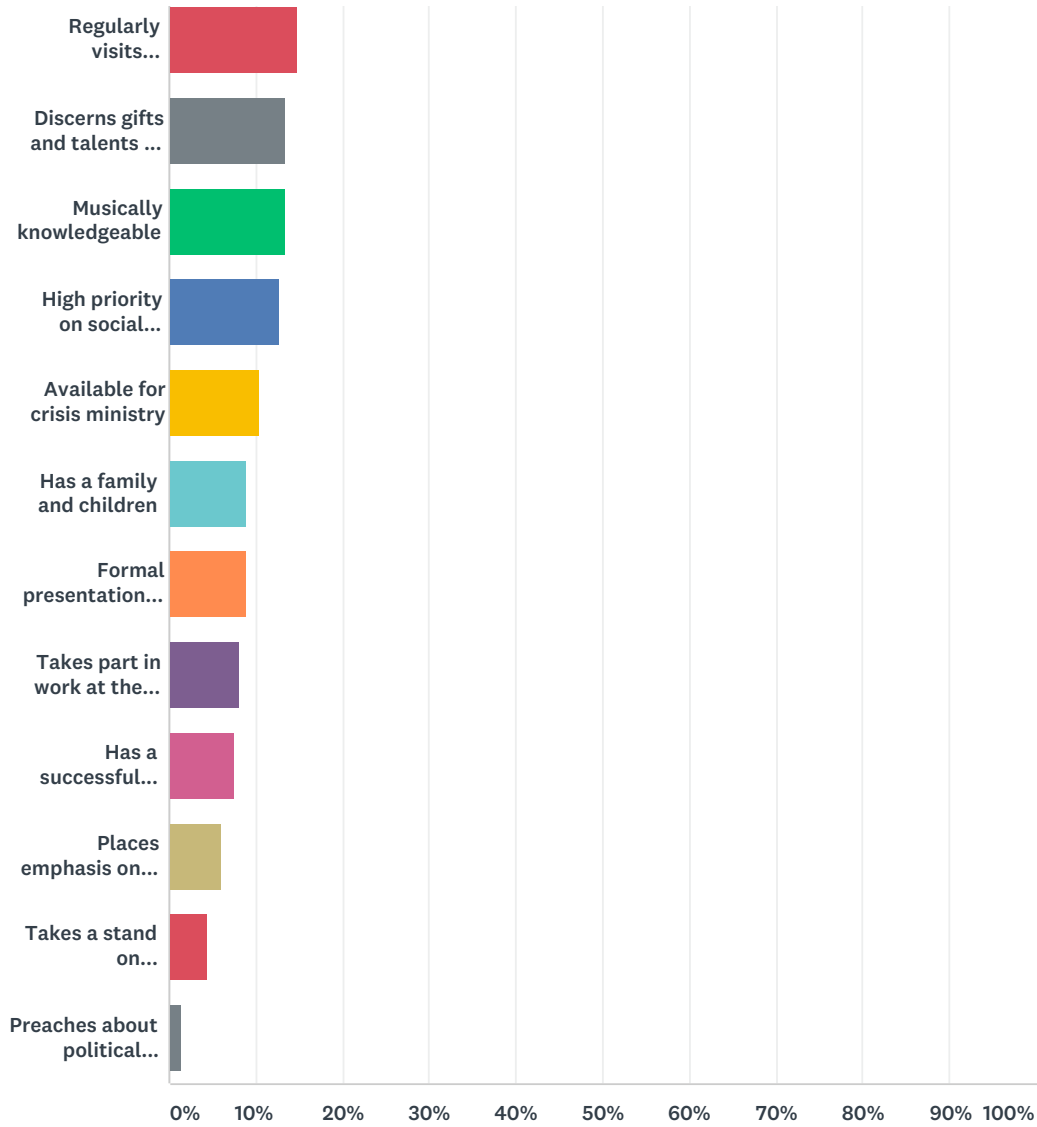


ANSWER CHOICES	RESPONSES	
Very important	14.07%	19
Somewhat important	45.19%	61
Not so important	33.33%	45
Not at all important	7.41%	10
TOTAL		135

Q50 Important Styles, Skill and Traits of the Next Rector (check your top 6 choices)

Answered: 134 Skipped: 6



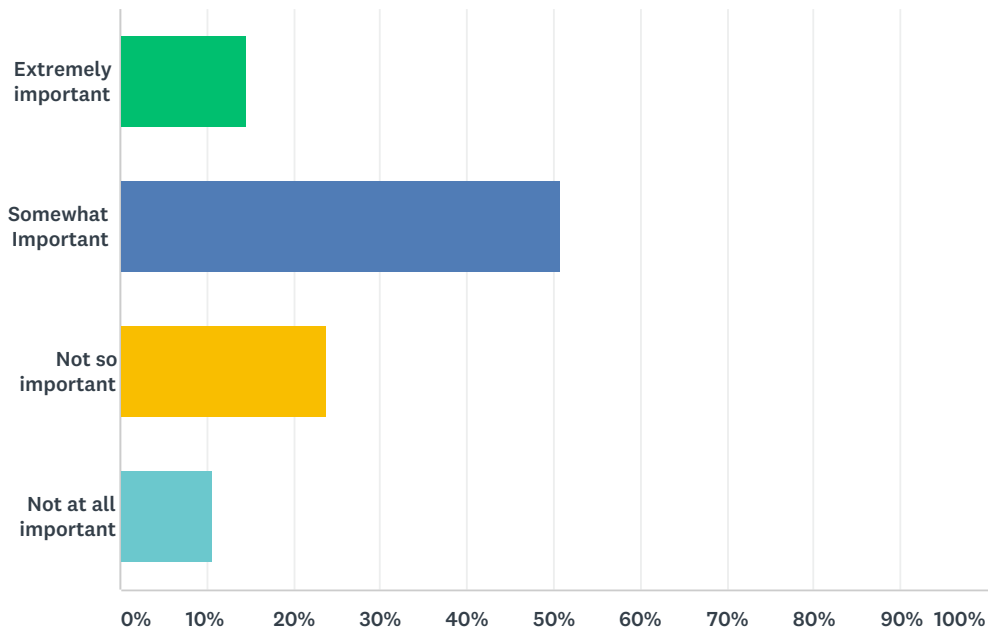


ANSWER CHOICES	RESPONSES	
Good spiritual guide	61.19%	82
Keeps confidences; discreet about others' problems, situations	51.49%	69
Friendly, with a warm personality	50.75%	68
Communicative with the congregation	50.75%	68
Relates to parishioners of all ages	47.01%	63
Good sense of humor	41.04%	55
Skilled at building parish membership	39.55%	53
Skilled at pastoral care	38.06%	51
Good administrator	29.10%	39
Open to new ideas	28.36%	38
Strong work ethic	24.63%	33
Theologian	23.13%	31

Engages easily with youths and young adults	22.39%	30
Gifted teacher	21.64%	29
Challenges people to examine their faith	20.15%	27
Emphasizes church traditions	20.15%	27
Less formal presentation of the sermon not using the lectern	20.15%	27
Skilled counselor	17.16%	23
Regularly visits parishioners in their homes	14.93%	20
Discerns gifts and talents of parish members	13.43%	18
Musically knowledgeable	13.43%	18
High priority on social justice issues	12.69%	17
Available for crisis ministry	10.45%	14
Has a family and children	8.96%	12
Formal presentation of the sermon from the lectern	8.96%	12
Takes part in work at the diocesan level	8.21%	11
Has a successful record of parish fundraising	7.46%	10
Places emphasis on national and world mission	5.97%	8
Takes a stand on controversial issues	4.48%	6
Preaches about political topics	1.49%	2
Total Respondents: 134		

Q51 I think it is important for our priest to pursue public policy agendas such as Social Justice.

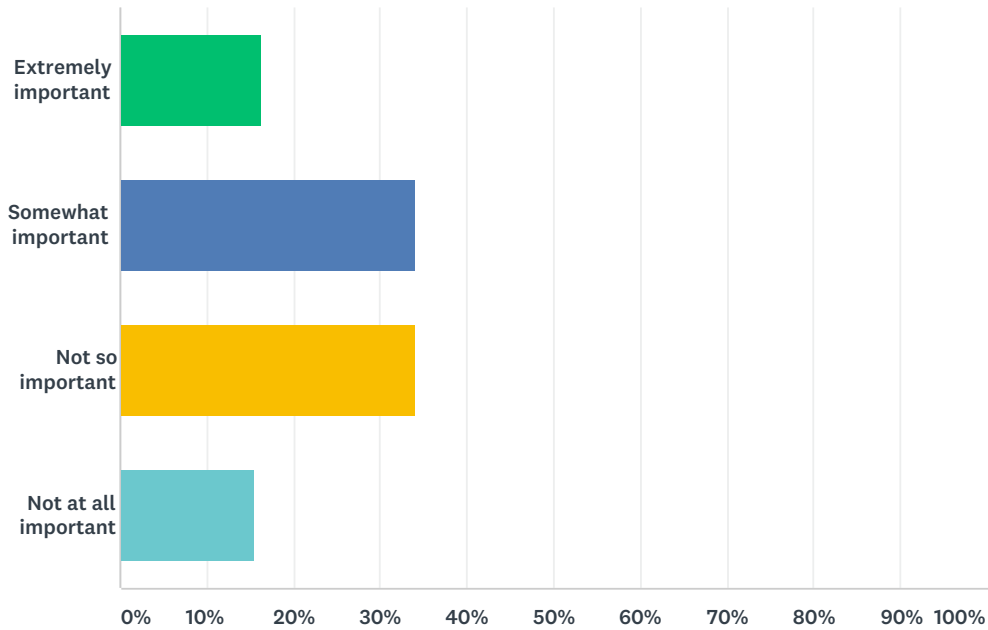
Answered: 130 Skipped: 10



ANSWER CHOICES	RESPONSES
Extremely important	14.62% 19
Somewhat Important	50.77% 66
Not so important	23.85% 31
Not at all important	10.77% 14
TOTAL	130

Q52 I think it is important that our priest avoid public policy agendas.

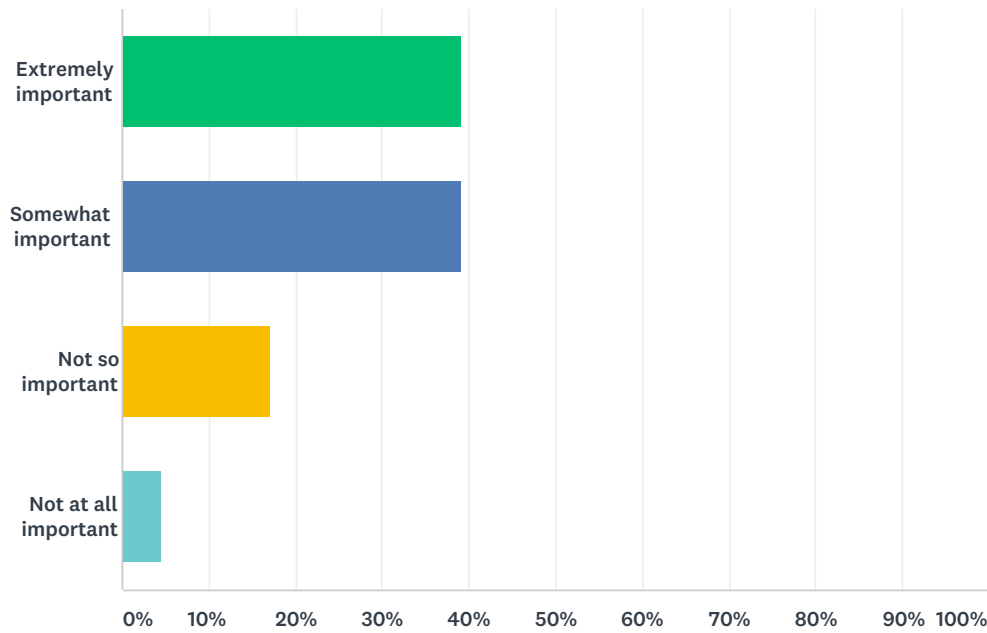
Answered: 129 Skipped: 11



ANSWER CHOICES	RESPONSES	
Extremely important	16.28%	21
Somewhat important	34.11%	44
Not so important	34.11%	44
Not at all important	15.50%	20
TOTAL		129

Q53 I think our priest should maintain a non-partisan atmosphere in sermons and parish life.

Answered: 128 Skipped: 12



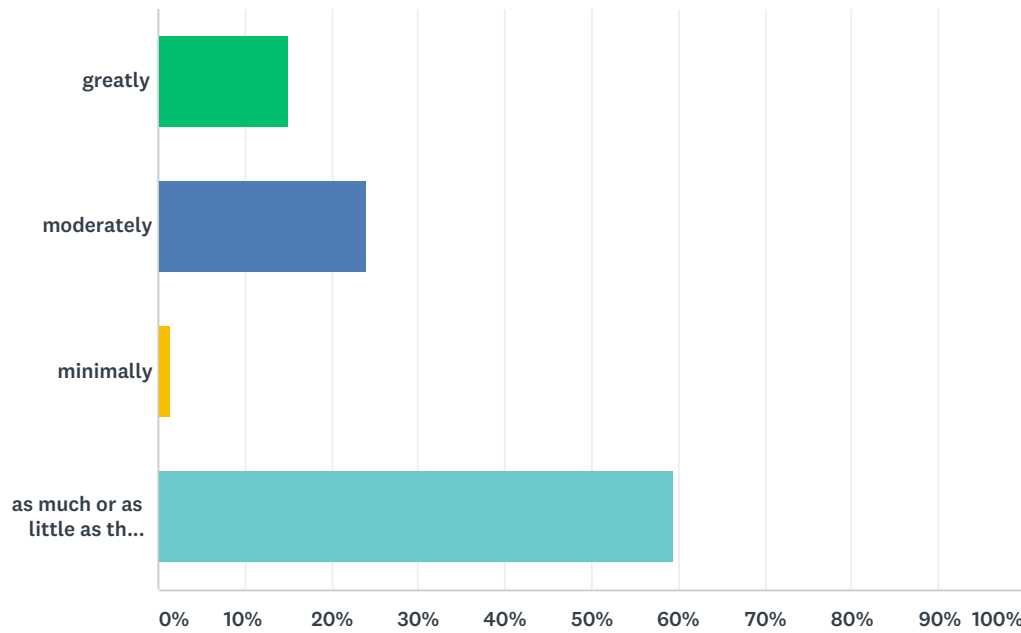
ANSWER CHOICES	RESPONSES	
Extremely important	39.06%	50
Somewhat important	39.06%	50
Not so important	17.19%	22
Not at all important	4.69%	6
TOTAL		128

Q54 List three words, that describe what was best about our last priest:

Answered: 118 Skipped: 22

Q55 If our new priest is married, I would prefer that his or her spouse be involved in church life:

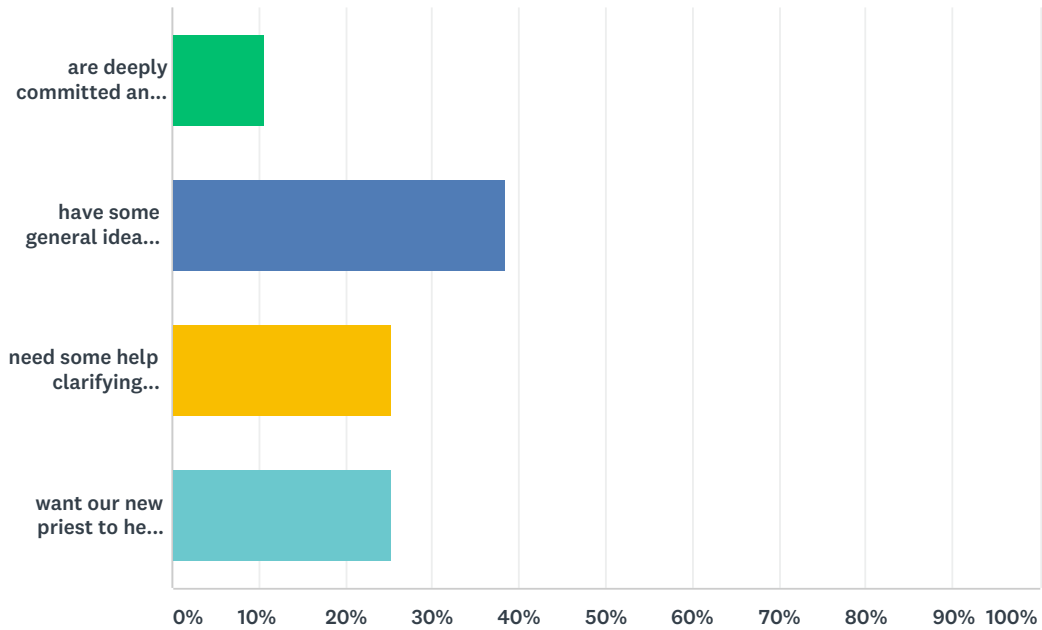
Answered: 133 Skipped: 7



ANSWER CHOICES	RESPONSES	
greatly	15.04%	20
moderately	24.06%	32
minimally	1.50%	2
as much or as little as the spouse wants to be	59.40%	79
TOTAL		133

Q56 Regarding congregation goals and objectives, we:

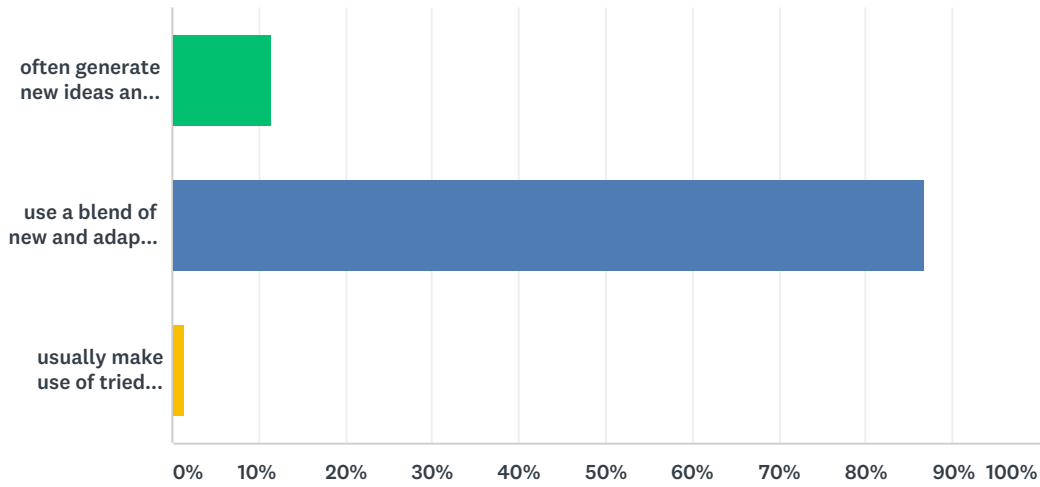
Answered: 130 Skipped: 10



ANSWER CHOICES	RESPONSES	
are deeply committed and want someone to lead us in directions that are already clear to us	10.77%	14
have some general ideas about what we should do in the next ten years and want help doing it	38.46%	50
need some help clarifying details about what we should be doing in the next ten years	25.38%	33
want our new priest to help us develop goals	25.38%	33
TOTAL		130

Q57 In leadership style, our new priest should:

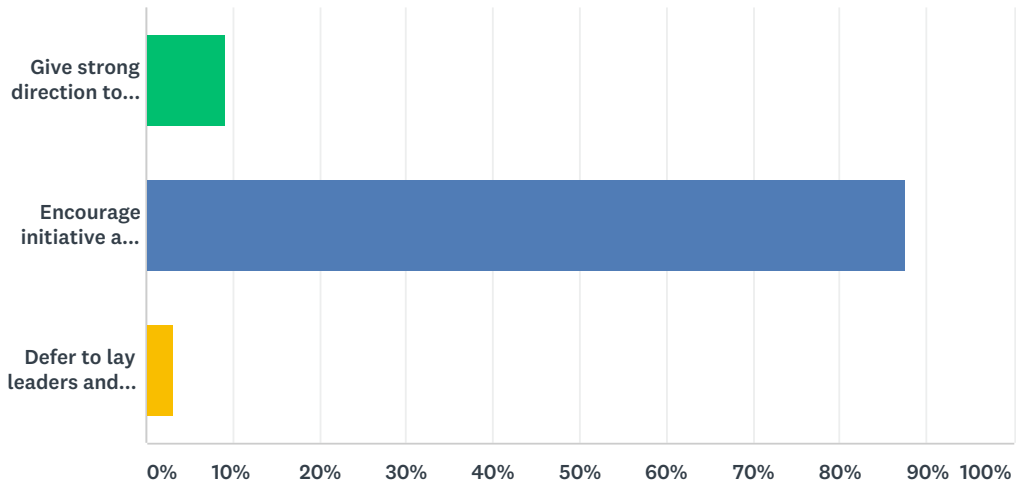
Answered: 130 Skipped: 10



ANSWER CHOICES	RESPONSES	
often generate new ideas and methods	11.54%	15
use a blend of new and adapted ideas and methods	86.92%	113
usually make use of tried and true methods	1.54%	2
TOTAL		130

Q58 In leadership style, our priest should:

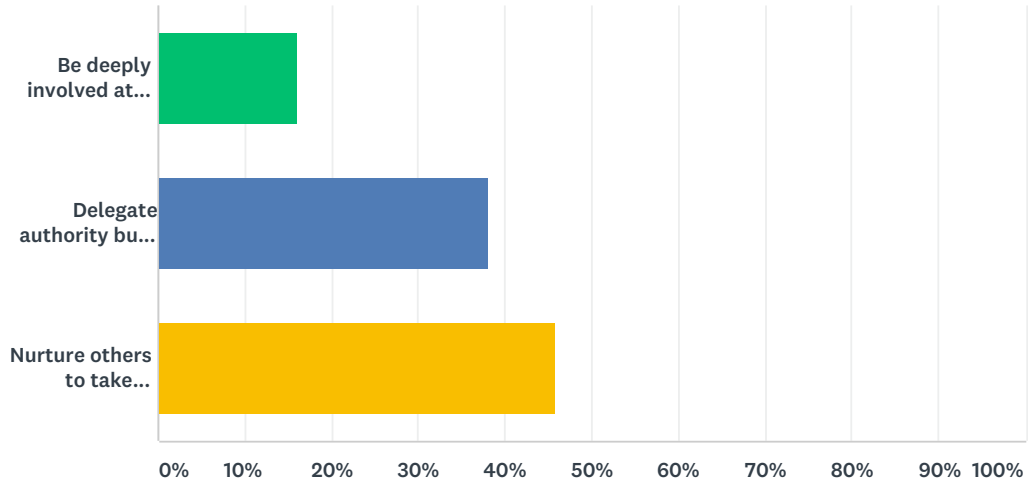
Answered: 130 Skipped: 10



ANSWER CHOICES	RESPONSES	
Give strong direction to lay leaders and staff	9.23%	12
Encourage initiative and guide activity in appropriate directions	87.69%	114
Defer to lay leaders and staff to take initiative per their strengths and abilities	3.08%	4
TOTAL		130

Q59 Our priest should:

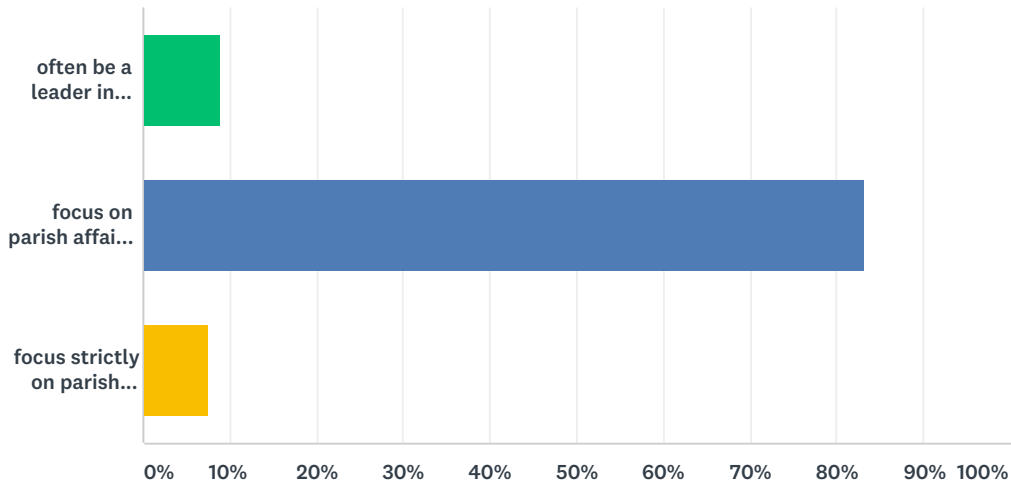
Answered: 131 Skipped: 9



ANSWER CHOICES	RESPONSES	
Be deeply involved at every level of parish activity	16.03%	21
Delegate authority but have the last say	38.17%	50
Nurture others to take initiative and lead	45.80%	60
TOTAL		131

Q60 In relation to the community, our priest should:

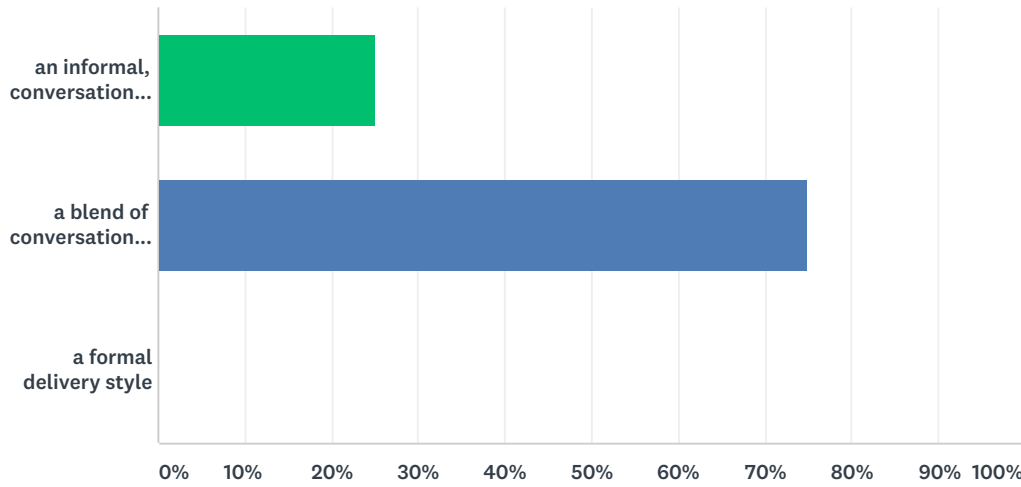
Answered: 132 Skipped: 8



ANSWER CHOICES	RESPONSES	
often be a leader in community affairs	9.09%	12
focus on parish affairs and some community affairs	83.33%	110
focus strictly on parish affairs	7.58%	10
TOTAL		132

Q61 When preaching, our priest should tend to use:

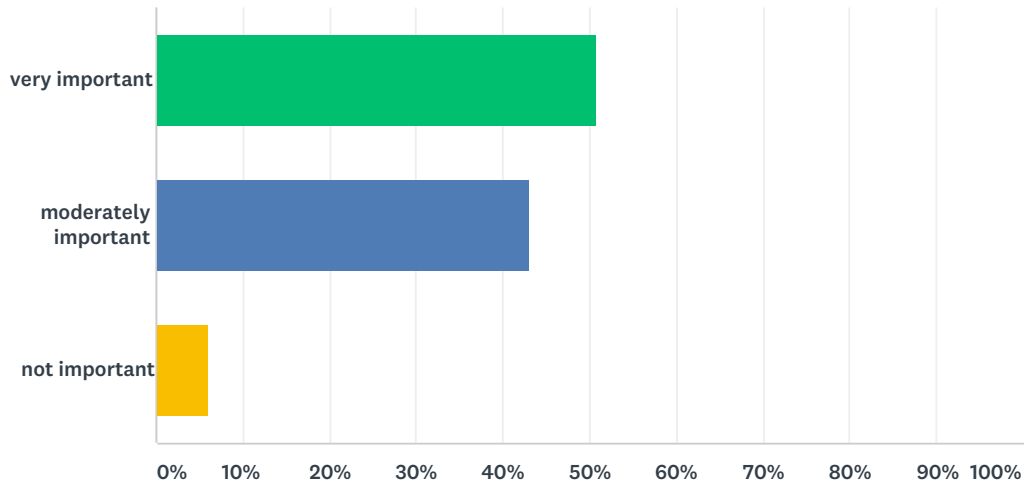
Answered: 131 Skipped: 9



ANSWER CHOICES	RESPONSES	
an informal, conversational delivery style	25.19%	33
a blend of conversational and formal styles	74.81%	98
a formal delivery style	0.00%	0
TOTAL		131

Q62 Regarding the ministry of music, our priest should consider this as:

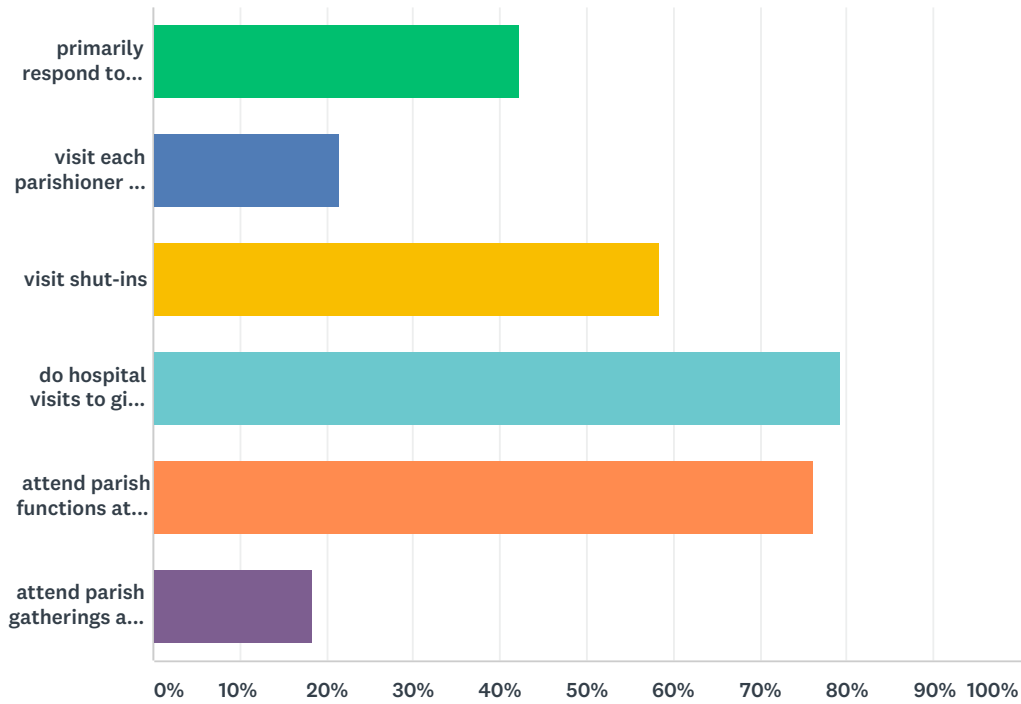
Answered: 132 Skipped: 8



ANSWER CHOICES	RESPONSES	
very important	50.76%	67
moderately important	43.18%	57
not important	6.06%	8
TOTAL		132

Q63 Regarding parish visitation, our priest should: (choose your top 3)

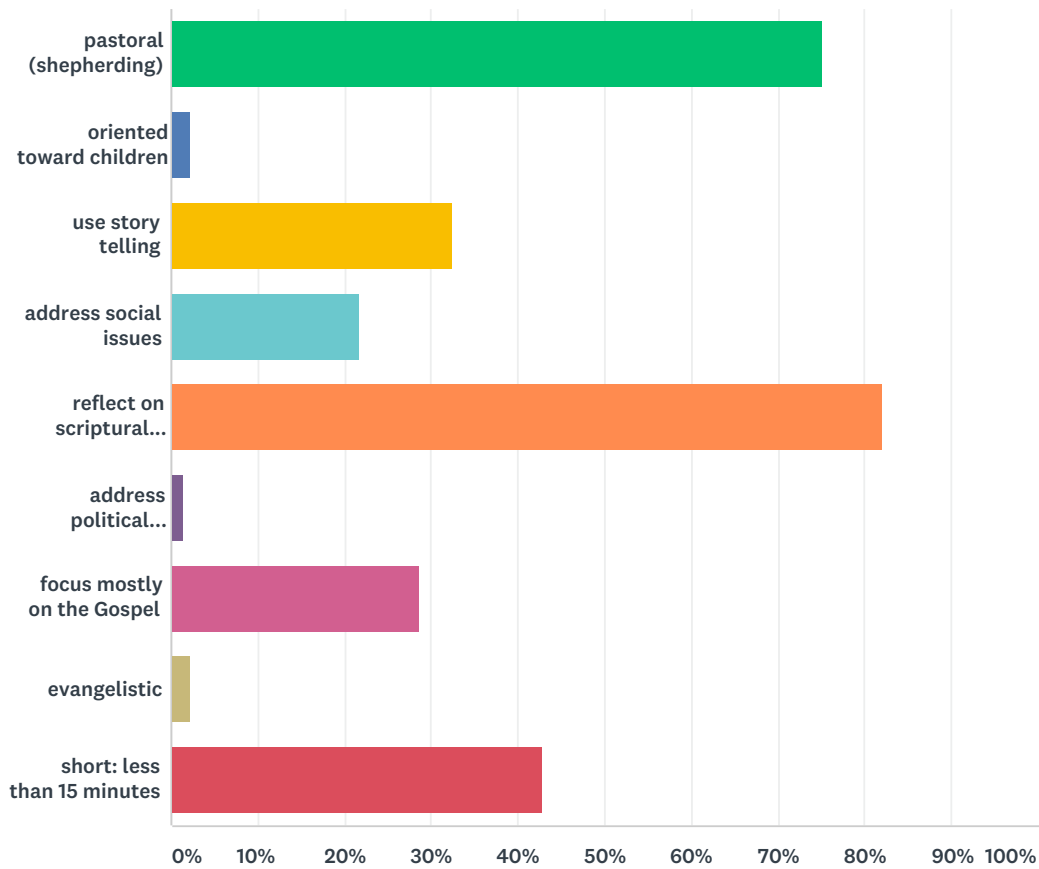
Answered: 130 Skipped: 10



ANSWER CHOICES	RESPONSES	
primarily respond to pastoral crises	42.31%	55
visit each parishioner at least once a year (at home or at the church)	21.54%	28
visit shut-ins	58.46%	76
do hospital visits to give pastoral care	79.23%	103
attend parish functions at the church	76.15%	99
attend parish gatherings away from the church	18.46%	24
Total Respondents: 130		

Q64 Regarding sermons, our priest should tend to preach sermons that are: (choose up to three)

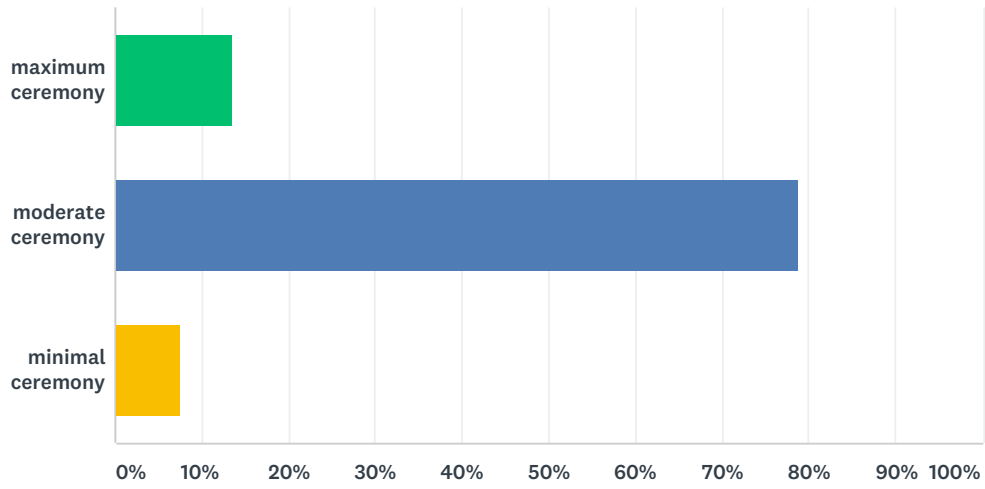
Answered: 133 Skipped: 7



ANSWER CHOICES	RESPONSES	
pastoral (shepherding)	75.19%	100
oriented toward children	2.26%	3
use story telling	32.33%	43
address social issues	21.80%	29
reflect on scriptural readings	81.95%	109
address political issues	1.50%	2
focus mostly on the Gospel	28.57%	38
evangelistic	2.26%	3
short: less than 15 minutes	42.86%	57
Total Respondents: 133		

Q65 I would like a priest who performs the service with:

Answered: 133 Skipped: 7



ANSWER CHOICES	RESPONSES
maximum ceremony	13.53% 18
moderate ceremony	78.95% 105
minimal ceremony	7.52% 10
TOTAL	133